



IMG-311DL-4GS

**Industrial 4G LTE Cellular Router with 1x10/100Base-T(X)
1x RS-232/422/485 and 2 x Digital I/O**

Features

Preliminary

- Provide 1x10/100Base-T(x) port and single SIM card slot
- 2/3.5/4G LTE model included
- **Support MQTT/LWM2M* IoT protocol**
- **Support Modbus TCP/RTU industrial protocol**
- Support GPS
- Support Open VPN, PPTP VPN, IPSec.
- Support DHCP forwarding through PPTP function
- Versatile modes & event alarm by e-mail.
- Event warning by Syslog, Email, SNMP Trap
- Redundant multiple host devices:
5 host devices: Virtual COM, TCP Server, TCP Client mode, UDP mode(4 IP Ranges)
- 2 x Digital I/O
- Support external MicroSD card
- 12~48VDC power input on terminal block
- Rigid IP-30 housing design
- Din-Rail and panel mounting enabled.
- Support OpenWRT SDK for project
- IEEE 802.11g/n Wifi support(optional)
- LoRA connection ability(optional)



Introduction

IMG-311DL-4GS is an innovative 1 port RS-232/422/485 and 2 ports digital I/O and 4G LTE cellular Gateway with 1 port 10/100Base-T(X) port. It could be configured to connect to the internet by dialing up 3.5G/LTE cellular modem to fulfill demands of various applications rapidly. IMG-311DL-4GS can also transfer data into 5 host PCs simultaneously for backup purposes. In addition, IMG-311DL-4GS also support protocol MQTT and LWM2M for Cloud application and Modbus TCP/RTU for industrial application. Therefore, IMG-311DL-4GS is one of the best solutions for applications of wireless and serial communication.

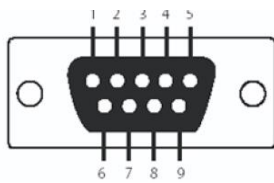
Application

IMG-311DL-4GS support 3.5G/LTE Modem dial up. The utility- M2M-Tool which is used to manage and monitor all of the serial ports on IMG-311DL-4GS.



M2M Gateway Connection

Pin Definition

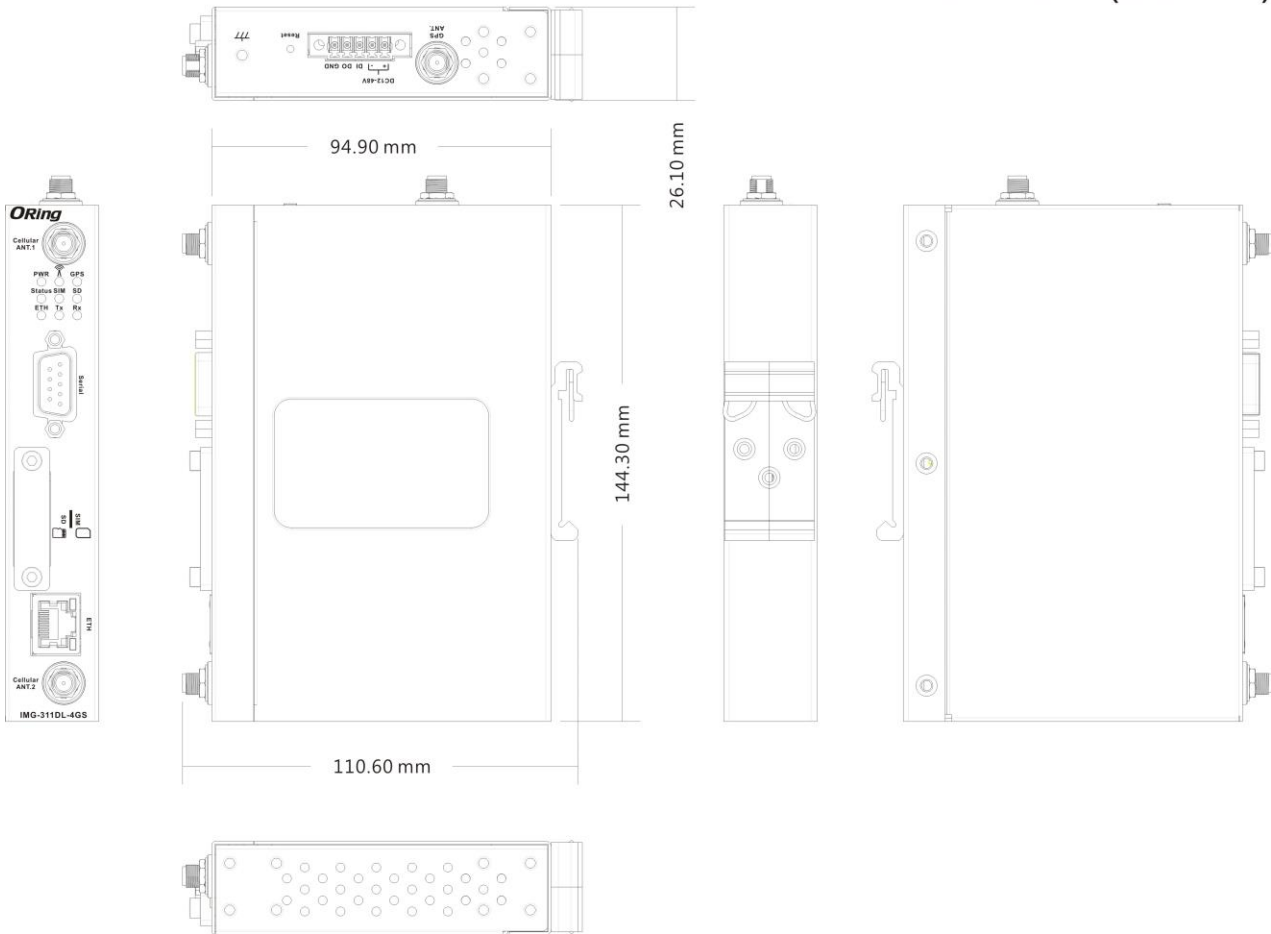


DB9 connector

Pin #	RS-232	RS-422	RS-485 (4 wire)	RS-485 (2 wire)
1	DCD	TX-	TX-	DATA -
2	RXD	TX+	TX+	DATA +
3	TXD	RX+	RX+	
4	DTR	RX-	RX-	
5	GND	GND	GND	
6	DSR			
7	RTS			
8	CTS			
9	RI			


Dimension

Dimension (Unit =mm)



* All specifications are subject to change without notice.

Specifications

ORing M2M Gateway Model	IMG-311DL-4GS
Physical Ports	
10/100 Base-T(X) Ports in RJ45 Auto MDI/MDIX	1
Sim card slot	1
SD card slot	1
GNSS support	
Antenna Connector	1 x External reverse SMA antenna connector
Frequency	GPS 1575.42±1.023 MHz
Cellular Interface	
LTE Connector	2 x SMA Female
Cellular Standard	GSM / GPRS/ EGPRS/ EDGE / WCDMA / HSDPA / HSUPA /LTE
Band Option	<p>EU grade</p> <p>LTE: FDD:B1/B3/B7/B8/B20/B28</p> <p>UMTS/HSDPA/HSUPA: B1/B8</p> <p>GSM/GPRS/EDGE: 900/1800 MHz</p> <p>US grade</p> <p>LTE: FDD:B2/B4/B5/B12/B13</p> <p>UMTS/HSDPA/HSUPA: B2/B4/B5</p>
Serial Ports	
Connector	DB9 x 1
Operation Mode	RS-232/422/485
Serial Baud Rate	110 bps to 115.2 Kbps
Data Bits	7, 8
Parity	odd, even, none, mark, space
Stop Bits	1, 1.5, 2
RS-232	TxD, RxD, RTS, CTS, DTR, DSR, DCD, RI, GND
Flow Control	XON/XOFF, RTS/CTS, DTR/DSR
Digital Ports	
Digital I/O	3.5mm Digital input x 1 and output x 1 (DI :Logic level 1: 5V~30V, Logic level 0: 0V~2V DO :Maximum Voltage is 30V, Maximum Current is 20mA)
Network Protocol	
Protocol	ICMP, IP, TCP, UDP, DHCP, BOOTP, SSH, DNS, SNMP V1/V2c, HTTPS, SMTP, DDNS, PPPoE
LED indicators	
Power indicator	1 x LED, PWR 1/ Ready: Green On: Power is on
Cellular 	1 x LED, Green for Link.
SD	1 x LED, Green for SD Ready
SIM	1 x LED, Green for SIM Ready
Serial TX / RX LEDs:	Red: Serial port is receiving data Green: Serial port is transmitting data
SYS LED	1 x LED, Green On : System function normal

GPS	1 x LED, Solid for satellites ≥ 4 Blink for satellites < 4
Power	
Input power	DC inputs. 12-48VDC on 3.5mm terminal block
Power consumption (Typ.)	3W
Overload current protection	Present
Reverse polarity protection	Present on terminal block
Physical Characteristic	
Enclosure	IP-30
Dimension (W x D x H)	26.1(W) x 94.9(D) x 144.3(H) mm
Weight (g)	370g
Environmental	
Storage Temperature	-40 to 85°C (-40 to 185°F)
Operating Temperature	-10 to 60°C (14 to 140°F)
Operating Humidity	5% to 95% Non-condensing
Regulatory approvals	
EMC	CE EMC (EN 55024, EN 55032), FCC Part 15B
EMI	EN 55032, CISPR32, EN 61000-3-2, EN 61000-3-3, FCC Part 15B class A
EMS	EN 55024 (IEC/EN61000-4-2 (ESD), IEC/EN61000-4-3 (RS), IEC/EN61000-4-4 (EFT), IEC/EN61000-4-5 (Surge), IEC/EN61000-4-6 (CS), IEC/EN61000-4-8(PFMF), IEC/EN61000-4-11(DIP))
Shock	IEC60068-2-27
Free Fall	IEC60068-2-31
Vibration	IEC60068-2-6
Safety	EN60950-1
Warranty	5 years

Packing List

- **IMG-311DL-4GS x 1**
- **Wall-Mount Kit x 1**
- **Din-Rail Kit x 1**
- **LTE antenna x 2**
- **Quick Installation Guide x 1**

Optional Accessories

- **SDR/DRP series DIN-Rail power supply**