



# MPCIE-CAN

PCIe Mini CAN Bus Card

## Quick Installation Guide

Version 1.00

April 26, 2019

### Features

- Supports dual CAN 2.0B port
- USB 2.0 based; no additional driver required
- Galvanic isolation 2500 V
- Operation temperature: -20°C to 60°C

### Packing List

- 1 x MPCIE-CAN card
- 2 x CAN-bus cable (3-pin wafer to DB-9)
- 1 x QIG (Quick Installation Guide)

## Specifications

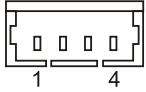
<b>Form Factor</b>	Full-size PCI Express Mini card
<b>Input Interface</b>	PCIe Mini interface (USB interface)
<b>Communication Baud Rate</b>	50/125/250/500/1000K @ 40 meter
<b>Host Site Connector</b>	Internal USB port: Mini PCIe via USB
<b>Output Interface</b>	2 x CAN 2.0B port (with optional isolation) Connector type: 3-pin male wafer box (p=1.25 mm)
<b>Supported Voltage</b>	5.0 V
<b>Output Connector</b>	DB-9 via 3-pin (1.25 mm) to DB-9 cable (L=150 mm)
<b>LED Indicators</b>	LED1 (green): Power on/off LED LED2 (red): CAN-1 Tx LED LED3 (red): CAN-2 Tx LED
<b>Temperature</b>	Operation: -20°C ~ +60°C Storage: -30°C ~ +70°C
<b>OS Support</b>	Windows /Linux
<b>Dimensions (L x W x H)</b>	30 mm x 51 mm x 6 mm
<b>EMI</b>	- Complies with EN61000-4-5 2.5kV surge protection - Complies with IEC 60950-1:2005 + A1: 2009 + A2:2013 2.5kV HiPOT protection - Complies with EN61000-4-2 (ESD) Air-15kV, Contact-8kV

## Ordering Information

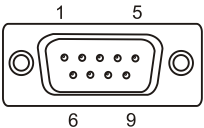
- MPCIE-CAN-R10:  
PCI Express Mini dual CAN bus module, full size, RoHS
- 32133-026500-100-RS:  
CAN bus cable (3-pin wafer to DB-9, 150 mm)

## Connector Pinouts

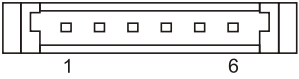
CAN1 & CAN2: CAN bus connector (p=1.25 mm)			
Pin	Description	Pin	Description
1	CAN_H	3	GND
2	CAN_L	4	NC

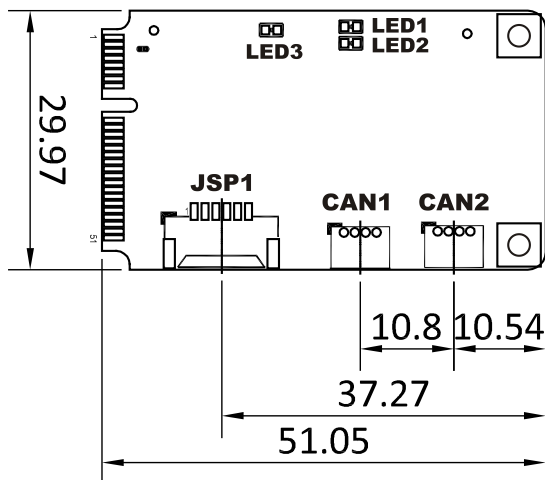
DB-9 connector of CAN bus cable			
Pin	Description	Pin	Description
1	NC	6	NC
2	CAN_L	7	GND
3	CAN_H	8	NC
4	NC	9	NC
5	NC		




JSP1: SPI flash connector (p=1.25 mm)			
Pin	Description	Pin	Description
1	+VDD	4	TICERST
2	TICEDAT	5	GND
3	TICECLK	6	NC



## Dimensions (Unit: mm)



## Safety Instructions

 Warning! To prevent the system from overheating, do not operate it in an area that exceeds the maximum operating temperature described in the user manual. Ultimate disposal of this product should be handled according to all national laws and regulations.

## IEI Support URL

[http://new.ieiworld.com/tw/online\\_support\\_form](http://new.ieiworld.com/tw/online_support_form)

## Compliance



This equipment has been tested and found to comply with specifications for CE marking. If the user modifies and/or installs other devices in the equipment, the CE conformity declaration may no longer apply.



This equipment complies with Part 15 of the FCC Rules. Operation is subject to the following two conditions:

- This device may not cause harmful interference, and
- This device must accept any interference received, including interference that may cause undesired operation.

This equipment has been tested and found to comply with the limits for a Class A digital device, pursuant to part 15 of the FCC Rules. These limits are designed to provide reasonable protection against harmful interference when the equipment is operated in a commercial environment. This equipment generates, uses, and can radiate radio frequency energy and, if not installed and used in accordance with the instruction manual, may cause harmful interference to radio communications. Operation of this equipment in a residential area is likely to cause harmful interference in which case the user will be required to correct the interference at his own expense.



According to the requirement of the WEEE legislation the following user information is provided to customers for all branded IEI Electronics products subject to the WEEE directive.

This symbol on the product or on its packaging indicates that this product must not be disposed of with your other household waste. Instead, it is your responsibility to dispose of your waste equipment by handing it over to a designated collection point for the recycling of waste electrical and electronic equipment. The separate collection and recycling of your waste equipment at the time of disposal will help to conserve natural resources and ensure that it is recycled in a manner that protects human health and the environment. For more information about where you can drop off your waste equipment for recycling, please contact your local city office, your household waste disposal service or the shop where you purchased the product.

### Headquarters

**IEI Integration Corp.**  
No. 29, ZhongXing Rd., Xizhi Dist.,  
New Taipei City 221, Taiwan  
TEL: +886-2-8691-6798/+886-2-6290-2098  
FAX: +886-2-6616-0028  
sales@ieiworld.com  
www.ieiworld.com

### America

**IEI Technology USA Corp.**  
138 University Parkway, Pomona,  
CA 91768, USA  
Tel:+1-909-595-2819  
Fax:+1-909-595-2816  
sales@usa.ieiworld.com  
usa.ieiworld.com

### China

**IEI Integration (Shanghai) Corp.**  
No. 515, Shen Fu Rd., Xin Zhuang Industrial Develop Zone,  
Shanghai, 201108, China  
Tel:+86-21-3116-7799  
Fax:+86-21-3462-7797  
sales@ieiworld.com.cn  
www.ieiworld.com.cn