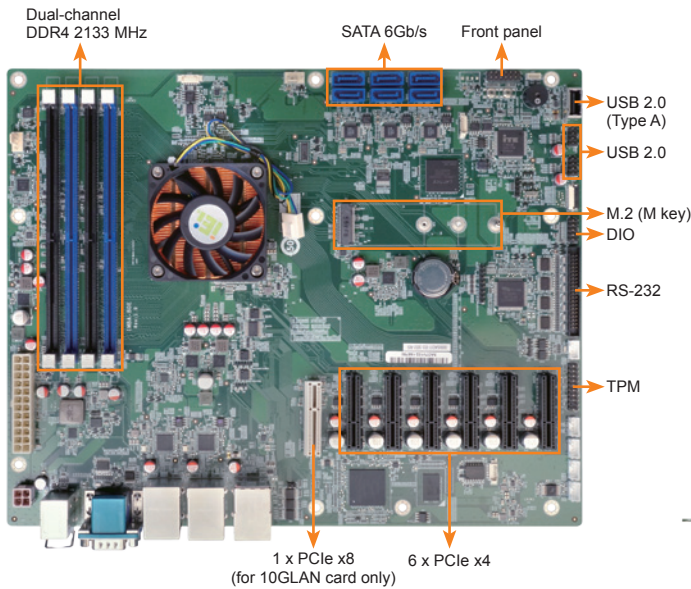


IMBA-BDE

ATX motherboard supports 14nm Intel® Xeon® D1500 family, DDR4, VGA, dual Intel® GbE/dual Intel® 10GbE, four USB 3.0, six SATA 6Gb/s, HD Audio, and RoHS

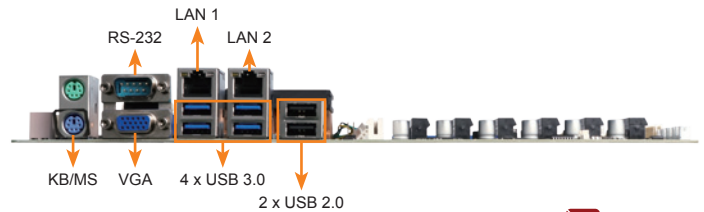

New



High-speed 10GbE Add-on Card Support

Integrated 10GbE LAN Interface

10GbE LAN card meets customer demand for high-speed internet



Specifications

- ◆ CPU
Intel® Xeon processor D-1500 product family
- ◆ Memory
Four 288-pin 2133 MHz dual-channel DDR4 SDRAM unbuffered DIMMs support up to 128 GB
- ◆ BIOS
UEFI BIOS
- ◆ Ethernet
LAN1: Intel® I211-AT PCIe controller
LAN2: Intel® I210-AT PCIe controller
LAN3&4: Inphi CS4227 PHY (optional)
- ◆ Display Output
1 x VGA (up to 1920x1200@60 Hz)
- ◆ Audio
Realtek ALC662 HD Audio codec supports 5.1-channel
1 x Front audio (2x5 pin)
- ◆ External I/O Interface
1 x KB/MS
1 x RS-232
2 x USB 2.0
4 x USB 3.0
- ◆ Internal I/O Interface
1 x KB/MS (1x6 pin)
1 x USB 2.0 (180° Type-A)
4 x USB 2.0 (2x4 pin, P=2.54)
1 x RS-232/RS-422/485 (2x5 pin, P=2.54)
4 x RS-232 (2x5 pin, P=2.54)
4 x SATA 6Gb/s (RAID 0/1/5/10 supported)
- ◆ Front Panel
1 x Front panel (2x7 pin, power LED, HDD LED, speaker, power button, reset button)
- ◆ LAN LED
2 x LAN LED (1x2 pin)
- ◆ TPM
1 x TPM (2x10 pin)
- ◆ SMBus
1 x SMBus (1x4 pin)
- ◆ I²C
1 x I²C (1x4 pin)
- ◆ Expansion
1 x 10GbE LAN card slot
1 x M.2 connector (M key, 2242~2280, SATA & PCIe x2 signal)
1 x PCIe x4 Gen 2
5 x PCIe x4 Gen 3
- ◆ Watchdog Timer
Software programmable supports 1~255 sec. system reset
- ◆ Digital I/O
8-bit digital I/O (2x5 pin)
- ◆ Fan Connector
1 x CPU smart fan (1x4 pin)
1 x System smart fan (1x4 pin)
- ◆ Power Supply
ATX power supply, ATX/AT mode support
- ◆ Power Consumption
3.3V@0.11A, 5V@2.83A, 12V@3.97A
(Intel® Xeon D-1548 2.0GHz CPU with 32GB (four 4 GB) 2133MHz DDR4 memory)
- ◆ Operating Temperature
0°C ~ 60°C
- ◆ Storage Temperature
-10°C ~ 70°C
- ◆ Operating Humidity
5% ~ 95%, non-condensing
- ◆ Dimensions: 244mm x 305mm
- ◆ Weight: GW: 1200g / NW: 700g



Features

- Intel® Xeon processor D-1500 product family
- Dual-channel 2133 MHz DDR4 up to 128 GB (ECC SO-DIMM, UDIMM, RDIMM)
- Intel® 10 GbE supported
- Support PCI Express generation 3.0 at 8GT/s I/O bandwidth
- High speed interface for USB 3.0 and SATA 6Gb/s
- IEI jumper-less function
- IEI One Key Recovery solution allows you to create rapid OS backup and recovery

Packing List

1 x IMBA-BDE single board computer
1 x I/O shielding
2 x SATA cable
1 x Utility CD
1 x QIG
1 x One Key Recovery CD

Ordering Information

Part No.	Description
IMBA-BDE-1548-R10	ATX motherboard supports 14nm Intel® Xeon® D-1548, DDR4, VGA, dual Intel® GbE/dual 10GbE, four USB 3.0, six SATA 6Gb/s, HD Audio and RoHS
IMBA-BDE-1518-R10	ATX motherboard supports 14nm Intel® Xeon® D-1518, DDR4, VGA, dual Intel® GbE/dual 10GbE, four USB 3.0, six SATA 6Gb/s, HD Audio and RoHS
LAN-10G2F-PHY-CS4227	10 GbE LAN card, dual port support, RoHS
19800-000049-RS	LPT flat cable, 240mm, P=2.54
19800-000075-RS	PS/2 KB/MS cable with bracket, 220mm, P=2.0
19800-003100-100-RS	Dual port USB cable with bracket, 300mm, P=2.54
19800-020100-100-RS	RS-232 cable with bracket, Dual 10-pin to dual DB-9, 230mm, P=2.54
32102-000100-200-RS	SATA power cable, MOLEX 5264-4P to SATA15P
32205-003800-300-RS	RS-422/485 cable, 200mm, P=2.0
TPM-IN01-R20	20-pin Infineon TPM module, software management tool, firmware v3.17

1 Industrial Computing Solutions

2 Video Capture Solutions

3 Industrial Computer Chassis

4 Open Frame Monitor

5 Power Supply/ Peripherals

6 All-in-One System