


# PICMG 1.3 Passive Backplane for Half-Size CPU Card

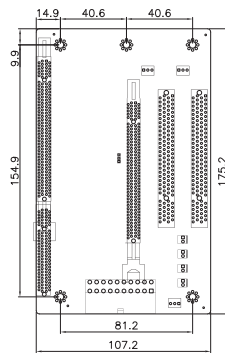

## Selection Guide

 PAC series wall-mount chassis

 4U rack-mount chassis

PICMG 1.3 (PCIe+PCI)	Model	HPXE2-5S1	HPXE2-6S1	HPXE2-7S1	HPXE2-8S1
<b>Total Slot</b>		5	6	7	8
<b>Expansion Slots</b>	PCIe x16	1	1		2
	PCIe x8			2	2
	PCIe x4				
	PCIe x1				
	PCI-X				
	PCI	2	3	3	4
<b>PSU Type</b>		24+4-pin ATX	24+4-pin ATX	24+4-pin ATX	24+4-pin ATX
<b>Chassis Option</b>		PR-1500G	PAC-1000 PAC-106G	PAC-700G PAC-1700G	PAC-125G
		RACK-500G			RACK-3000G RACK-360G
<b>Note</b>		ATX power	ATX power	ATX power	ATX power

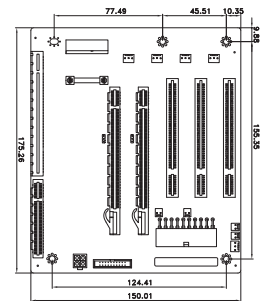

### HPXE2-5S1-R10



#### Ordering Information

HPXE2-5S1-R10	5-slot PICMG 1.3 backplane for half-size SBC, with two PCI slots and one PCIe x16 slot (x16 signal)
PR-1500G	5-slot half-size compact chassis
RACK-500G	5U 5-slot full-size rackmount chassis

### HPXE2-7S1-R10

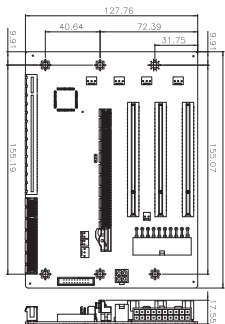


#### Ordering Information

HPXE2-7S1-R10	7-slot PICMG 1.3 backplane for half-size SBC, with three PCI slots and two PCIe x16 slots (x8 signal)
PAC-700G	7-slot half-size compact chassis
PAC-1700G	7-slot full-size compact chassis

### HPXE2-6S1-R10

**New**

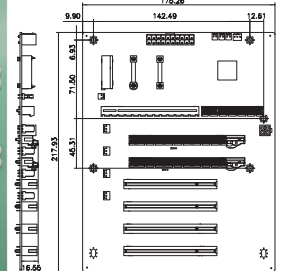



#### Ordering Information

HPXE2-6S1-R10	6-slot PICMG 1.3 backplane for half-size SBC, with three PCI slots and one PCIe x16 slot (x16 signal)
PAC-1000G	6-slot full-size compact chassis
PAC-106G	6-slot full-size compact chassis

### HPXE2-8S1-R10

**New**



#### Ordering Information

HPXE2-8S1-R10	8-slot PICMG 1.3 backplane for half-size SBC, with four PCI slots and two PCIe x16 slot (x8 signal)
PAC-125G	10-slot full-size compact chassis
RACK-3000G	4U 14-slot full-size rack-mount chassis
RACK-360G	4U 14-slot full-size rack-mount chassis