
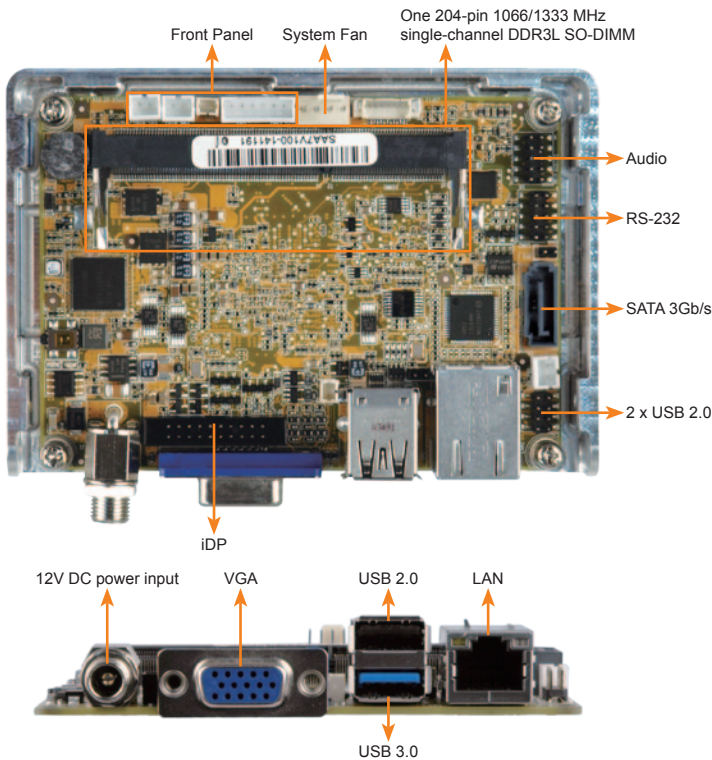
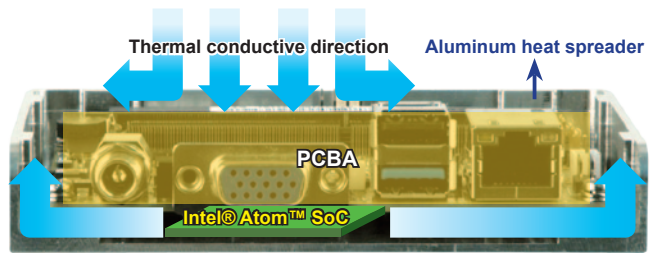


# HYPER-BT

PICO-ITX SBC supports Intel® 22nm Atom™/Celeron® on-board SoC, DDR3L, VGA/iDP, GbE, USB 3.0, SATA 3Gb/s, HD Audio and RoHS



You can attach aluminum heat spreader directly to your construction for better heat dissipation



## Specifications

- ◆ SoC
  - Intel® Atom™ E3845 on-board SoC (1.91GHz, quad-core, 2MB cache, TDP=10W)
  - Intel® Atom™ E3827 on-board SoC (1.75GHz, dual-core, 1MB cache, TDP=8W)
  - Intel® Atom™ E3826 on-board SoC (1.46GHz, dual-core, 1MB cache, TDP=7W)
  - Intel® Atom™ E3825 on-board SoC (1.33GHz, dual-core, 1MB cache, TDP=6W)
  - Intel® Atom™ E3815 on-board SoC (1.46GHz, dual-core, 1MB cache, TDP=5W)
  - Intel® Celeron® J1900 on-board SoC (2GHz, quad-core, 2MB cache, TDP=10W)
  - Intel® Celeron® N2930 on-board SoC (1.83GHz, quad-core, 2MB cache, TDP=7.5W)
  - Intel® Celeron® N2807 on-board SoC (1.58GHz, dual-core, 2MB cache, TDP=4.3W)
- ◆ BIOS
  - AMI UEFI BIOS
- ◆ Memory
  - One 204-pin 1066/1333 MHz single-channel DDR3L SO-DIMM supports up to 8GB (J1900, N2930, E3845, E3827, E3826) or 4GB (N2807, E3825, E3815)
- ◆ Graphics
  - Intel® HD Graphics Gen 7 Engines with 4 execution units, supporting DX11.1 OpenGL 4.2 and OpenCL 1.2
- ◆ Display Output
  - Dual independent display
  - 1 x VGA (up to 2560x1600@60Hz)
  - 1 x iDP interface for HDMI, LVDS, VGA, DVI, DP (up to 2560x1600@60Hz)
- ◆ Ethernet
  - LAN: Intel® I211-AT PCIe controller
- ◆ Super IO
  - Fintek F81866
- ◆ I/O Interfaces
  - 2 x RS-232 (by pin header)      1 x SATA 3Gb/s with 5V SATA power connector
  - 1 x USB 3.0 (on rear I/O)      3 x USB 2.0 (1 on rear I/O, 2 by pin header)
- ◆ Audio
  - Realtek ALC662 HD codec supports 5.1 channel
- ◆ Front Panel
  - 1 x 6-pin (1x6) wafer for power LED & HDD LED
  - 1 x 2-pin (1x2) wafer for power button
  - 1 x 2-pin (1x2) wafer for power reset button
- ◆ LAN LED
  - 1 x 2-pin (1x2) header
- ◆ Fan Connector: 1 x 4-pin system fan connector
- ◆ Watchdog Timer: Software programmable, support 1~255 sec. system reset
- ◆ Power Supply
  - 12V DC power input only, AT/ATX supported
  - 1 x External DC power jack
- ◆ Power Consumption
  - +12V@1.35A (Intel® Celeron® J1900 CPU, 1 x 4GB 1333 MHz DDR3 memory)
- ◆ Operating Temperature: -20°C ~ 60°C
- ◆ Storage Temperature: -30°C ~ 70°C
- ◆ Operating Humidity: 5% ~ 95%, non-condensing
- ◆ Dimensions (LxW)
  - Single board: 100mm x 72mm
  - Heat spreader: 112mm x 78mm
- ◆ Weight: GW:600g / NW:250g

## Features

1. PICO-ITX SBC supports Intel® 22nm Atom™ or Celeron® on-board SoC
2. 12V only single voltage design for AT/ATX power by DC power jack
3. VGA and iDP support dual display
4. IEI One Key Recovery solution allows you to create rapid OS backup and recovery

## Packing List

1 x HYPER-BT single board computer	
1 x SATA with 5V output cable kit (P/N: 32801-000201-300-RS)	
1 x Audio cable (P/N: 32000-072100-RS)	
1 x RS-232 cable (P/N: 32200-000049-RS)	1 x QIG
1 x One Key Recovery CD	1 x Utility CD

## Ordering Information

Part No.	Description
HYPER-BT-J19001-R10	PICO-ITX SBC supports Intel® Celeron® quad-core J1900 (10W) on-board SoC with DDR3L, VGA/iDP, GbE, USB 3.0, SATA 3Gb/s, Audio and RoHS
HYPER-BT-N29301-R10	PICO-ITX SBC supports Intel® Celeron® quad-core N2930 (7.5W) on-board SoC with DDR3L, VGA/iDP, GbE, USB 3.0, SATA 3Gb/s, Audio and RoHS
HYPER-BT-N28071-R10	PICO-ITX SBC supports Intel® Celeron® dual-core N2807 (4.3W) on-board SoC with DDR3L, VGA/iDP, GbE, USB 3.0, SATA 3Gb/s, Audio and RoHS
HYPER-BT-E38XX1-R10**	PICO-ITX SBC supports Intel® Atom™ E38XX on-board SoC with DDR3L, VGA/iDP, GbE, USB 2.0, SATA 3Gb/s, Audio and RoHS
32000-070301-RS	Dual-port USB cable
32200-000049-RS	RS-232 cable, 200mm, DB-9 2x5P P=2.0
32006-000300-100-RS	PS/2 KB/MS Y-cable without bracket
DP-LVDS-R10	DisplayPort to 24-bit dual-channel LVDS converter board (for IEI iDP connector)
DP-HDMI-R10	DisplayPort to HDMI converter board (for IEI iDP connector)
DP-DVI-R10	DisplayPort to DVI-D converter board (for IEI iDP connector)
DP-VGA-R10	DisplayPort to VGA converter board (for IEI iDP connector)
DP-DP-R10	DisplayPort to DisplayPort converter board (for IEI iDP connector)

\*\* : Those item are by order production, MOQ: 100