

**Features**

- **Global certificates**
- Universal AC input / Full range
- 3 pole AC inlet IEC320-C14, Class I power unit
- Built-in active PFC function
- No load power consumption < 0.15W
- **Energy efficiency Level VI**
- Comply with EISA 2007/DoE, NRCAN, Korea K-MEPS, AU/NZ MEPS, EU ErP and CoC Version 5
- Protections: Short circuit / Overload / Over voltage / Over temperature
- Fully enclosed plastic case
- -30~+70°C wide range working temperature
- LED indicator for power on
- Various DC plug quick adapter accessory available (Plug kit sold separately, please refer to : [https://www.meanwell.com/upload/pdf/DC\\_plug.pdf](https://www.meanwell.com/upload/pdf/DC_plug.pdf) )
- 3 years warranty

**Applications**

- Consumer electronic devices
- Telecommunication devices
- Office facilities
- Industrial equipments

**GTIN CODE**

MW Search: <https://www.meanwell.com/serviceGTIN.aspx>

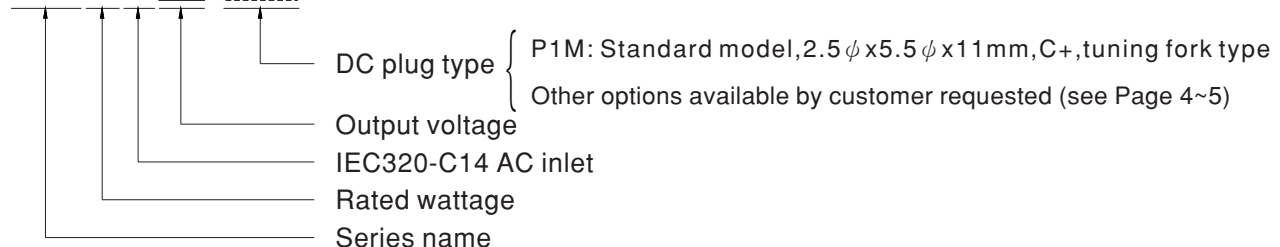
**Description**

GST90A is a highly reliable, 90W desktop style single-output green adaptor series. This product is a class I power unit (with FG), equipped with a standard IEC320-C14 AC inlet and adopting the input range from 90VAC to 264VAC. The entire series supplies different models with output voltages ranging between 12VDC and 48VDC that can satisfy the demands for various types of consumer electronic devices.

With the efficiency up to 91% and the extremely low no-load power consumption below 0.15W, GST90A is compliant with USA EISA 2007/DoE, Canada NRCAN, Australia and New Zealand MEPS, Korea K-MEPS, EU ErP and Code of Conduct (CoC) Version 5. The supreme feature allows the adaptor to save the energy when it is either under the operating mode or the standby mode. The entire series utilizes the 94V-0 flame retardant plastic case. GST90A is certified for the international safety regulations.

**Model Encoding**

**GST 90 A 12 -P1M**



**SPECIFICATION**

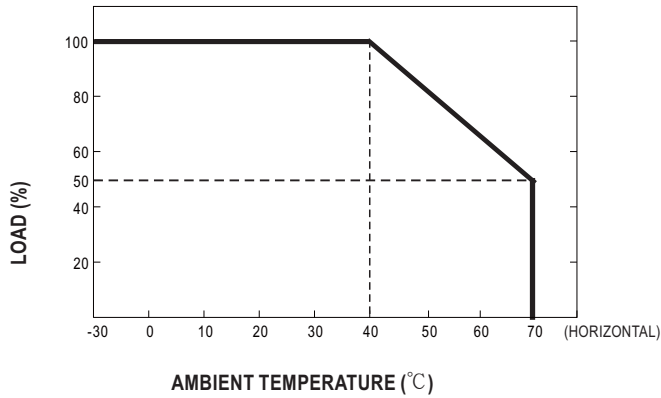
ORDER NO.	GST90A12-P1M	GST90A15-P1M	GST90A19-P1M	GST90A24-P1M	GST90A48-P1M		
OUTPUT	SAFETY MODEL NO.	GST90A12	GST90A15	GST90A19	GST90A24	GST90A48	
	DC VOLTAGE <span style="float:right">Note.2</span>	12V	15V	19V	24V	48V	
	RATED CURRENT	6.67A	6A	4.74A	3.75A	1.87A	
	CURRENT RANGE	0 ~ 6.67A	0 ~ 6A	0 ~ 4.74A	0 ~ 3.75A	0 ~ 1.87A	
	RATED POWER (max.)	80W	90W	90W	90W	90W	
	RIPPLE & NOISE (max.) <span style="float:right">Note.3</span>	120mVp-p	150mVp-p	180mVp-p	200mVp-p	200mVp-p	
	VOLTAGE TOLERANCE <span style="float:right">Note.4</span>	±5.0%	±5.0%	±4.0%	±3.0%	±2.5%	
	LINE REGULATION <span style="float:right">Note.5</span>	±1.0%	±1.0%	±1.0%	±1.0%	±1.0%	
	LOAD REGULATION	±5.0%	±5.0%	±4.0%	±3.0%	±2.5%	
	SETUP, RISE TIME <span style="float:right">Note.6</span>	1000ms, 50ms / 230VAC      1000ms, 50ms / 115VAC at full load					
HOLD UP TIME (Typ.)	20ms / 230VAC      20ms / 115VAC at full load						
INPUT	VOLTAGE RANGE <span style="float:right">Note.7</span>	90 ~ 264VAC    127 ~ 370VDC					
	FREQUENCY RANGE	47 ~ 63Hz					
	POWER FACTOR (Typ.)	PF>0.91 / 230VAC    PF>0.95 / 115VAC at full load					
	EFFICIENCY (Typ.)	89%	89.5%	90%	90%	91%	
	AC CURRENT (Typ.)	1.3A / 115VAC    0.6A / 230VAC					
	INRUSH CURRENT (max.)	Cold start 35 / 115AC    70A / 230VAC					
	LEAKAGE CURRENT(max.)	1mA / 240VAC					
PROTECTION	OVERLOAD	110 ~ 150% rated output power Protection type : Hiccup mode, recovers automatically after fault condition is removed					
	OVER VOLTAGE	105 ~ 135% rated output voltage Protection type : Shut down o/p voltage, re-power on to recover					
	OVER TEMPERATURE	Shut down o/p voltage, re-power on to recover					
ENVIRONMENT	WORKING TEMP.	-30 ~ +70°C (Refer to "Derating Curve")					
	WORKING HUMIDITY	20% ~ 90% RH non-condensing					
	STORAGE TEMP., HUMIDITY	-40 ~ +85°C, 10 ~ 95% RH non-condensing					
	TEMP. COEFFICIENT	±0.03% / °C (0~40°C)					
	VIBRATION	10 ~ 500Hz, 2G 10min./1cycle, period for 60min. each along X, Y, Z axes					
SAFETY & EMC (Note. 10)	SAFETY STANDARDS <span style="float:right">Note. 8</span>	UL62368-1, CSA C22.2 No.62368-1, TUV BS EN/EN62368-1, BSMI CNS14336, CCC GB4943.1, PSE J62368-1, AS/NZS 60950.1, BIS IS13252, KC K60950-1, EAC TP TC 004 approved; SIRIM MS IEC60950-1 (optional) approved					
	WITHSTAND VOLTAGE	I/P-O/P: 3KVAC    I/P-FG:2KVAC    O/P-FG:0.5KVAC					
	ISOLATION RESISTANCE	I/P-O/P, I/P-FG, O/P-FG:100M Ohms / 500VDC / 25°C / 70% RH					
	EMC EMISSION	Parameter	Standard			Test Level / Note	
		Conducted emission	BS EN/EN55032(CISPR32), FCC PART 15 / CISPR22 CAN ICES-3(B)/NMB-3(B), CNS13438, GB17625.1 EAC TP TC 020, MSIP KN32			Class B	
		Radiated emission	BS EN/EN55032(CISPR32), FCC PART 15 / CISPR22 CAN ICES-3(B)/NMB-3(B), CNS13438, GB17625.1 EAC TP TC 020, MSIP KN32			Class B	
		Harmonic current	BS EN/EN61000-3-2, GB9254			Class A	
		Voltage flicker	BS EN/EN61000-3-3			-----	
	EMC IMMUNITY	BS EN/EN55035					
		Parameter	Standard			Test Level /Note	
ESD		BS EN/EN61000-4-2			Level 4, 15KV air; Level 4, 8KV contact		
RF field susceptibility		BS EN/EN61000-4-3			Level 2, 3V/m		
EFT bursts		BS EN/EN61000-4-4			Level 2, 1KV		
Surge susceptibility		BS EN/EN61000-4-5			Level 3, 1KV/Line-Line, 2KV/Line-FG		
Conducted susceptibility		BS EN/EN61000-4-6			Level 2, 3V		
Magnetic field immunity		BS EN/EN61000-4-8			Level 2, 3A/m		
Voltage dips, interruption	BS EN/EN61000-4-11			>95% dip 0.5 periods, 30% dip 25 periods, >95% interruptions 250 periods			
OTHERS	MTBF	2529.4K hrs min.    Telcordia SR-332 (Bellcore) ; 389.3K hrs min.    MIL-HDBK-217F (25°C)					
	DIMENSION	145*60*32mm (L*W*H)					
	PACKING	0.45Kg; 30pcs/14.05Kg/0.9CUFT					
CONNECTOR	PLUG	See page 4-5 ; Other type available by customer requested					
	CABLE	See page 4-5 ; Other type available by customer requested					

**NOTE**

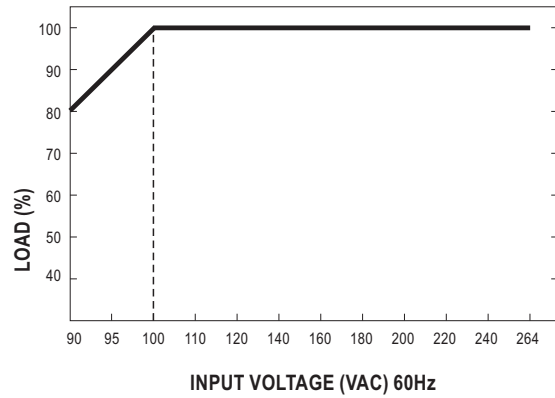
- All parameters are specified at 230VAC input, rated load, 25°C 70% RH ambient.
- DC voltage: The output voltage set at point measure by plug terminal & 50% load.
- Ripple & noise are measured at 20MHz by using a 12" twisted pair terminated with a 0.1 μF & 47 μF capacitor.
- Tolerance: includes set up tolerance, line regulation, load regulation.
- Line regulation is measured from low line to high line at rated load.
- Length of set up time is measured at first cold start. Turning ON/OFF the power supply may lead to increase of the set up time.
- Derating may be needed under low input voltages. Please check the derating curve for more details.
- The demand for Malaysia safety is processed with the order no. GST90A□-SIRIM by request. Please contact MEAN WELL for details.
- The ambient temperature derating of 3.5°C/1000m with fanless models and of 5°C/1000m with fan models for operating altitude higher than 2000m(6500ft).
- The power supply is considered as an independent unit, but the final equipment still need to re-confirm that the whole system complies with the EMC directives. For guidance on how to perform these EMC tests, please refer to "EMI testing of component power supplies." (as available on [https://www.meanwell.com/Upload/PDF/EMI\\_statement\\_en.pdf](https://www.meanwell.com/Upload/PDF/EMI_statement_en.pdf))

※ Product Liability Disclaimer : For detailed information, please refer to <https://www.meanwell.com/serviceDisclaimer.aspx>

### Derating Curve

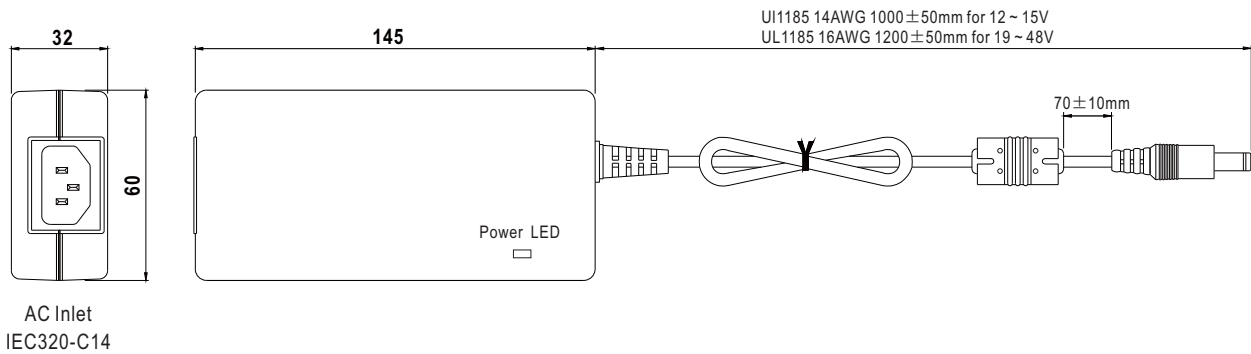


### Static Characteristics



### Mechanical Specification

Case No. GS90A Unit:mm



### DC output plug

Standard plug: P1M

P1M	Pin Assignment
	<p>C<sup>+</sup></p>
	<p>Outside ⊖ ⊕ Inside</p> <p>-V not connected to AC FG</p>

☉ DC plug changeable through:



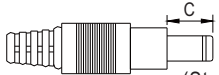


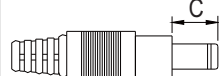


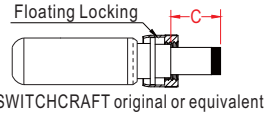


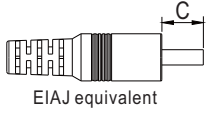


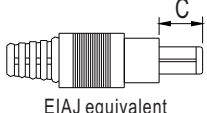
- (1) Customization of the standard part with an optional DC plug according to the table (MOQ applicable)
- (2) Quick adapter accessory (sold separately without MOQ)


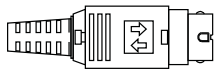

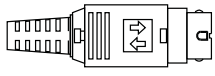

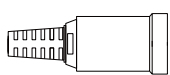

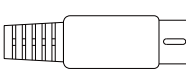

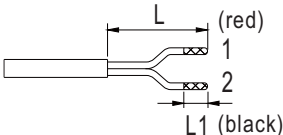
Please refer to below table and online selection guide : [https://www.meanwell.com/upload/pdf/DC\\_plug.pdf](https://www.meanwell.com/upload/pdf/DC_plug.pdf)

Example quick adapter accessory:



☉ Optional DC plug: (Available in customized cable or quick adapter)

Tuning Fork Style		Type No.	A	B	C	Quick Adapter Accessory	
			OD	ID	L		
 <div style="display: flex; justify-content: space-around;"> <div style="text-align: center;">  <p>A B</p> </div> <div style="text-align: center;">  <p>C</p> </div> </div>	(Straight)	P1I	5.5	2.1	9.5	Available (Current rating: 7.5A max.)	
		P1L	5.5	2.5	9.5		
		P1J	5.5	2.1	11.0		
	(Right-angled)	P1JR	5.5	2.1	11.0		
		P1IR	5.5	2.1	9.5		
		P1LR	5.5	2.5	9.5		
	P1MR	5.5	2.5	11.0			
Barrel Style		Type No.	A	B	C		
			OD	ID	L		
 <div style="display: flex; justify-content: space-around;"> <div style="text-align: center;">  <p>A B</p> </div> <div style="text-align: center;">  <p>C</p> </div> </div>	(Straight)	P2I	5.5	2.1	9.5	None	
		P2J	5.5	2.1	11.0		
		P2L	5.5	2.5	9.5		
		P2M	5.5	2.5	11.0		
	(Right-angled)	P2IR	5.5	2.1	9.5		
		P2JR	5.5	2.1	11.0		
		P2LR	5.5	2.5	9.5		
		P2MR	5.5	2.5	11.0		
Lock Style		Type No.	A	B	C		
			OD	ID	L		
 <div style="display: flex; justify-content: space-around;"> <div style="text-align: center;">  <p>A B</p> </div> <div style="text-align: center;">  <p>C Floating Locking SWITCHCRAFT original or equivalent</p> </div> </div>		P2S(S761K)	5.53	2.03	12.06	None	
		P2K(761K)	5.53	2.54	12.06		
		P2C(S760K)	5.53	2.03	9.52		
		P2D(760K)	5.53	2.54	9.52		
Min. Pin Style		Type No.	A	B	C		
			OD	ID	L		
 <div style="display: flex; justify-content: space-around;"> <div style="text-align: center;">  <p>A B</p> </div> <div style="text-align: center;">  <p>C EIAJ equivalent</p> </div> </div>		P3A	2.35	0.7	11.0	None	
		P3B	4.0	1.7	11.0		
		P3C	4.75	1.7	11.0		
Center Pin Style		Type No.	A	B	C	D	
			OD	ID	L	Center Pin	
 <div style="display: flex; justify-content: space-around;"> <div style="text-align: center;">  <p>A B D</p> </div> <div style="text-align: center;">  <p>C EIAJ equivalent</p> </div> </div>		P4A	5.5	3.4	11.0	1.0	None
		P4B	6.5	4.4	11.0	1.4	
		P4C	7.4	5.1	11.0	0.6	

Min. DIN 3 Pin with Lock (male)	Type No.	Pin Assignment		Quick Adapter Accessory
		PIN No.	Output	
  KYCON KPPX-3P equivalent	R6B	1	+Vo	None
		2	-Vo	
		3	+Vo	
Min. DIN 4 Pin with Lock (male)	Type No.	Pin Assignment		Available (Current rating: 7.5A max.)
  KYCON KPPX-4P equivalent	R7B	1	+Vo	
		2	-Vo	
		3	-Vo	
		4	+Vo	
Min. DIN 4 Pin with Lock (female)	Type No.	Pin Assignment		None
  KYCON KPJX-CM-4S equivalent	R7BF	1	+Vo	
		2	-Vo	
		3	-Vo	
		4	+Vo	
DIN 5 Pin (male)	Type No.	Pin Assignment		None
 	R1B	1	-Vo	
		2	-Vo	
		3	+Vo	
		4	-Vo	
		5	+Vo	
Stripped and tinned leads	Type No.	Pin Assignment		None
  Length of Land L1 by request (MW's standard length, L: 25 mm, L1: 5 mm) ( NOTE: The wire color is for reference only, please refer to the actual product)	by customer	1	+Vo	
		2	-Vo	

**Installation Manual**

Please refer to : <http://www.meanwell.com/manual.html>