

12.1" Industrial Panel PC

PPC-3712A-N26

Intel® Atom™ N2600 Dual-Core Processor

Fanless

PPC-3712A-N270

Intel® Atom™ N270 Processor

Fanless



Features

- 12.1" 500 nits high brightness TFT LCD with LED backlight
- Dual Gigabit Ethernet provides continuous network service and allows sharing among different workgroups in two different subnets
- Optional 802.11 b/g/n wireless kit
- One slim type CD-ROM drive bay
- Robust aluminum front bezel and metal casing
- IP 65 compliant front panel



Specifications

Model		PPC-3712A-N26	PPC-3712A-N270
Display	LCD Size	12.1"	
	Max Resolution	1024(W) x 768(H)	
	Brightness (cd/m ²)	500	
	Contrast Ratio	700:1	
	LCD Color	262K	
	Pixel Pitch (mm) (HxV)	0.3075(H) x 0.3075(V)	
	Viewing Angle (V/H)	160°/160°	
	Backlight MTBF (hrs)	50000 (LED Backlight)	
Touch	Touch Screen	Resistive Type 5-Wire with RS-232 interface	
	Touch Controller	EETI MBMER4050CMBG	
Motherboard	SBC	NANO-CV-N26001	NANO-945GSE-N270
	CPU	Intel® Atom™ N2600 dual-core processor 1.6GHz	Intel® Atom™ N270 1.6GHz CPU
	Chipset	Intel® NM10	Intel® 945GSE + ICH7M
	RAM	One 200-pin SO-DIMM socket, supporting DDR3 800MHz modules for up to 2GB	One 200-pin SO-DIMM socket, supporting DDR2 533MHz modules for up to 2GB
	Ethernet	Realtek RTL8111E PCIe GbE controller supporting ASF 2.0	
	Audio codec	Realtek ALC662 HD audio codec	Realtek ALC655 AC'97 audio codec
I/O Ports and Switches		2 x RS-232 1 x RS-422/485 2 x RJ-45 for LAN Port 2 x USB 3.0 2 x USB 2.0 1 x HDMI 1 x VGA Port 1 x Line-in, Line-out, Mic-in 1 x 12VDC input Power Jack 1 x Power Switch	2 x RS-232 1 x RS-232 (Alternative to RS-422/485) 2 x RJ-45 for LAN Port 2 x USB 2.0 1 x VGA Port 1 x Line-in, 1 x Line-out, 1 x Mic-in 1 x PS/2 mouse and keyboard interface 1 x 12VDC input Power Jack 1 x Power Switch
Drive Bay	HDD Drive Bay	1 x 2.5" SATA HDD Bay	
	SSD	1 x mSATA (SATA2 Signal)	CF Type II
	CD-ROM Drive Bay	Slim Type CD-ROM Bay	SATA Slim Type CD-ROM Bay
Expansion Slot	1 x PCIe Mini card		1 x PCIe Mini card
Physical	Front Panel Construction	Aluminum Die-casting	
	Chassis Construction	Heavy-duty Steel (SECC)	
	Mounting	Panel, Wall, Rack, Stand and Arm VESA 100mm x 100mm	
	Front Panel Color	Silver (Pantone 8001C)	
	Dimensions (WxHxD) (mm)	340 x 260 x 74.8	340 x 277 x 73.4
	Cut Out Dimensions (WxH) (mm)	313 x 233	313 x 233
	Net/Gross Weight	6 Kg / 8 Kg	6 Kg / 8 Kg
System Cooling	Fanless		Fanless
Environment	Operating Temperature	-10°C~50°C	
	Storage Temperature	-20°C~60°C	
	Vibration	5~17Hz, 0.1 double amplitude displacement 17~640Hz 1.5G acceleration peak to peak	
	Shock	10G acceleration part to part (11ms)	
Power Supply	Power Adapter	P/N: 63040-010060-050-RS 60W Power Adapter (Meet PSE) Input: 90VAC~264VAC, 50/60Hz Output: 12VDC	P/N: 63040-010060-050-RS 60W Power Adapter (Meet PSE) Input: 90VAC~264VAC, 50/60Hz Output: 12VDC

1

IEIMobile Solutions

2

Automation Panel Solutions

3

PACSmate Medical Solutions

4

Optional Peripherals

Ordering Information

Part No.		Description
Intel® Atom™ N2600	PPC-3712A-N26/R/2G-R11*	12.1" 500 cd/m² XGA Panel PC with Intel® Atom™ N2600 1.6GHz processor, 2GB DDR3 RAM, and touch screen, 9~28VDC input, RoHS
Intel® Atom™ N270	PPC-3712A-N270/R/1G-R22	12.1" 500 cd/m² XGA fanless panel PC, Intel® Atom™ N270 1.6GHz/ 512KB, 1GB DDR2, Res T/S, Sliver Color, R22, RoHS


* PPC supports 9-28V DC input with 4-pin DC jack. Standard product includes 12V DC adapter. For terminal block solution, please contact sales team.

Packing List

Item	Part No.	Description
Screw Kit	19600-000207-RS	
SATA CD-ROM Cable	32801-006300-100-RS	SATA 7+6P FEMALE 180°; SATA 7P FEMALE 90°+LOCK; DU PONT 2*4P P=2.54 FEMALE
Power Cord	32702-000200-100-RS	EUROPEAN Standard ,1830MM, PLUG(16A 250V), CONNECTOR(10A 250V)
Power Adapter	63040-010060-050-RS	60W, 90VAC~264VAC for PPC-3712A
PS/2 Cable	32006-000300-100-RS	1 x MINI DIN 6PIN MALE; 2 x MINI DIN 6PIN FEMALE
Panel Mounting Kit	19Z00-000024-RS	
Wall Mounting Kit	41014-057602-00-RS	ULTRA SET PLATE
	41020-016102-00-RS	WALL MOUNT BRACKET
IEI One Key Recovery CD	IEI-7B000-000478-RS	
Touch Screen Driver CD / Touch Pen		
User Manual & Driver CD		

IQ Mounting Options

Item	Part No.
Rack Mount Kit	RK-121MS-R10
ARM	ARM-11-RS
STAND	STAND-100-RS



Options

Item	Part No.	Description
RS-422/485 Cable	32200-075202-RS	(A) D-SUB 9PIN MALE (B) DU PONT 2*7P P=2.0 FEMALE
IDE CD-ROM Installing Kit	19Z00-000112-RS	50-pin CD ROM connector to 44-pin IDE connector transfer board
HDD IDE Cable	32200-000037-RS	250MM, IDE 44-pin
Wi-Fi Module	PPC-WL-KIT02-R10	Wi-Fi module with RF cable and antenna, 2T2R, 802.11 b/g/n for PPC-37xxA-N26 series (Telec certified)

1
IEI Mobile Solutions

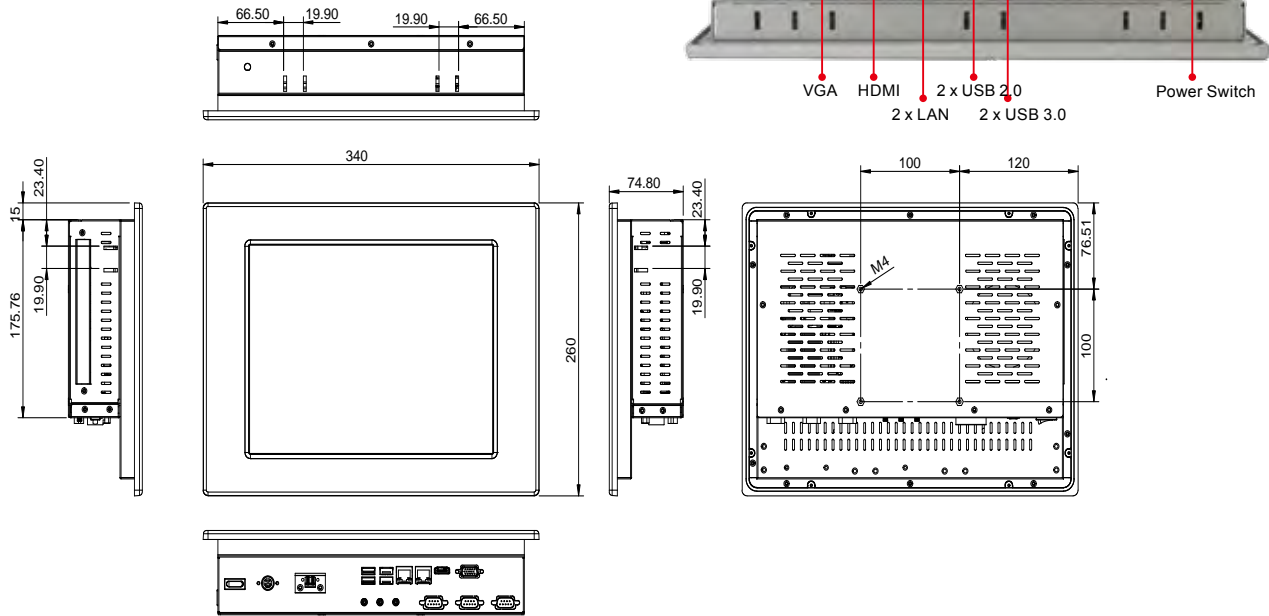
2
Automation Panel Solutions

3
PACsmate Medical Solutions

4
Optional Peripherals

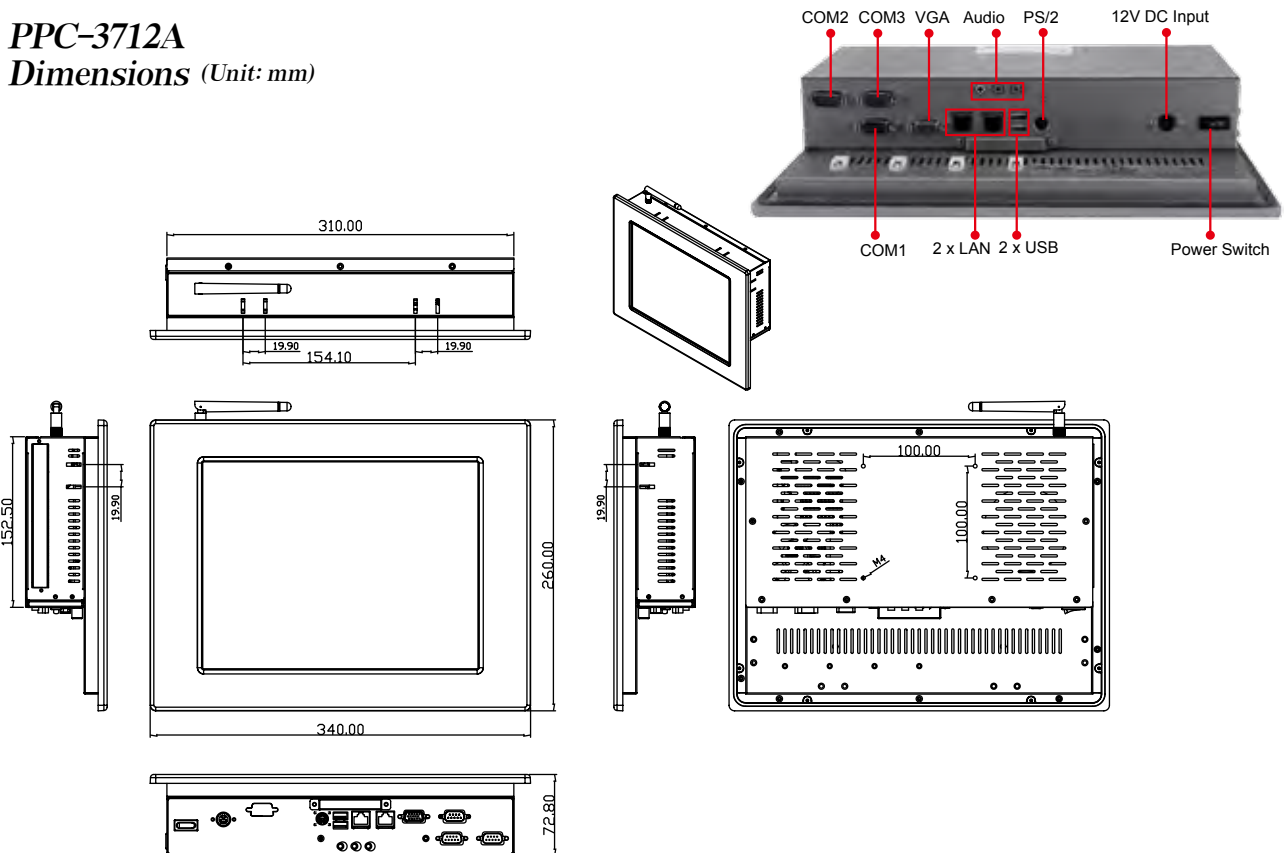
PPC-3712A-N26

Dimensions (Unit: mm)



PPC-3712A

Dimensions (Unit: mm)



1

IEIMobile Solutions

2

Automation Panel Solutions

3

PACSmate Medical Solutions

4

Optional Peripherals