

TYPE 6

ICE-CV-D25501/N26001

COM Express Rev 2.0 Basic/Compact Type 6 Modules, Intel® Atom™ N2600/D2550 Processor, VGA/LVDS, SATA 3Gb/s, USB 3.0, Audio



Single-Channel DDR3
1066/800 MHz



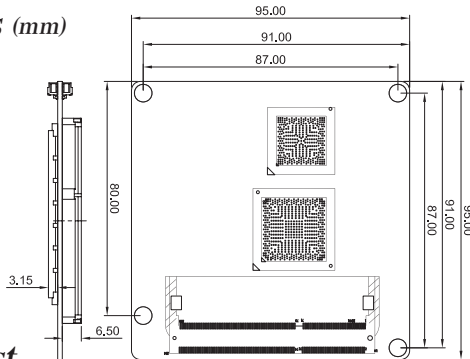
Features

1. Intel® Atom™ N2600/D2700 processors supported
2. Intel® GMA integrates high-performance graphics and media processing
3. Supports DDR3 & DDR3L (1.35V) 1066/800MHz, up to 2GB
4. 18/24-bit single-channel LVDS, analog CRT and two DDI supported
5. IEI One Key Recovery solution allows you to create rapid OS backup and recovery

Specifications

- ◆ CPU
 - Intel® Atom™ N2600 dual-core processor 1.6GHz (2 x 512 L2 cache)
 - Intel® Atom™ D2550 dual-core processor 1.86GHz (2 x 512 L2 cache)
- ◆ PCH: Intel® NM10
- ◆ Memory
 - One 204-pin 1066/800MHz DDR3 SDRAM SO-DIMM supported (D2550 supports 1066MHz DDR3, system max. 4GB) (N2600 supports 800MHz DDR3, system max. 2GB)
 - Supports 1.35V DDR3L
- ◆ BIOS: UEFI BIOS
- ◆ Graphics Engine
 - Intel® GMA 3650 with a 640MHz graphics core (for D2550)
 - Intel® GMA 3600 with a 400MHz graphics core (for N2600)
 - Supports DX9 and Blu-ray 2.0
 - MPEG2, H.264, VC-1 and 1080p decoding
- ◆ Ethernet: RTL 8111E GbE
- ◆ USB 3.0: Asmedia ASM1042 USB 3.0 extended host controller
- ◆ Embedded Controller
 - iWDD (ITE)
 - 8 x USB 2.0 (signal to baseboard)
 - 2 x SATA 3Gb/s (signal to baseboard)
- ◆ Audio
 - High Definition Audio interface (to baseboard)
- ◆ Display Output
 - VGA integrated in the Intel® N2600/D2550 (signal to baseboard)
 - 1 x CRT (up to 2048 x 1536 @75Hz)
 - LVDS integrated in the D2550/N2600
 - Single-channel 24-bit LVDS by D2550, up to 1440x900 @60Hz
 - Single-channel 18-bit LVDS by N2600 and N2800, up to 1366x768 @60Hz
 - 2 x DDI (up to 2560 x 1600 @60Hz)
- ◆ GPIO: Yes (to baseboard)
- ◆ SMBus: Yes (to baseboard)
- ◆ I2C: Yes (to baseboard)
- ◆ LPC: Yes (to baseboard)
- ◆ SPI: Yes (to baseboard)
- ◆ Serial Port: 2 x Serial port (to baseboard)
- ◆ Expansions: 4 x PCIe x1 signal (to baseboard)
- ◆ Watchdog Timer
 - Software programmable supports 1~255 sec. system reset (by EC)
- ◆ Power Consumption
 - +12V@0.45A, Vcore _12V@1.0A
 - ◆ Operating Temperature: -10°C ~ 60°C
 - ◆ Storage Temperature: -20°C ~ 70°C
 - ◆ Operating Humidity
 - 5% ~ 95%, non-condensing
 - ◆ Dimensions: 95 mm x 95 mm
 - ◆ Weight: GW: 600g/NW: 200g

Dimensions (mm)



Packing List



1 x ICE-CV-N26001 single board computer	1 x Heatspreader
1 x Heatsink	1 x Utility CD
1 x One Key Recovery CD	1 x QIG (Quick Installation Guide)

Ordering Information

Part No.	Description
ICE-CV-D25501-R10	COM Express Rev 2.0 Basic/Compact Type 6 module, Intel® Atom™ D2550 processor, VGA/LVDS, DDI, GbE, SATA 3Gb/s, USB 3.0, Audio and RoHS
ICE-CV-N26001-R10	COM Express Rev 2.0 Basic/Compact Type 6 module, Intel® Atom™ N2600 processor, VGA/LVDS, DDI, GbE, SATA 3Gb/s, USB 3.0, Audio and RoHS
ICE-CV-N28001-R10	COM Express Rev 2.0 Basic/Compact Type 6 module, Intel® Atom™ N2800 processor, VGA/LVDS, DDI, GbE, SATA 3Gb/s, USB 3.0, Audio and RoHS (by project support, MOQ 100pcs / lot)
ICE-DB-T6-R10	Baseboard for COM Express Type 6 modules

ICE-CV-D25502/N26002

COM Express Rev 2.0 Basic/Compact Type 2 Modules, Intel® Atom™ D2550 Processor, VGA/LVDS, PCI, GbE, SATA 3Gb/s, USB and Audio, RoHS



Single-channel DDR3
1066/800 MHz



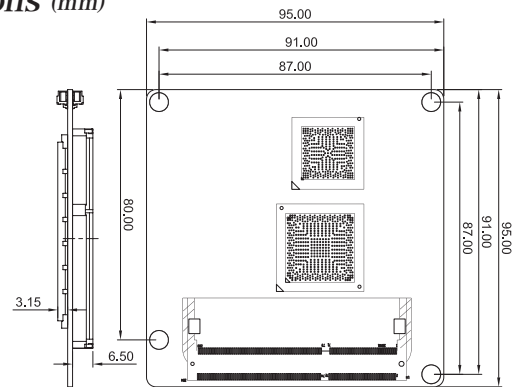
Features

1. Intel® Atom™ N2600/D2550 processors supported
2. Intel® GMA integrates high-performance graphics and media processing
3. Support DDR3 & DDR3L (1.35V) 1066/800MHz, up to 4GB
4. 18/24-bit single-channel LVDS, analog CRT
5. IEI One Key Recovery solution allows you to create rapid OS backup and recovery

Specifications

- ◆ CPU
 - Intel® Atom™ N2600 dual-core processor 1.6 GHz (two 512KB L2 cache)
 - Intel® Atom™ D2550 dual-core processor 1.86 GHz (two 512KB L2 cache)
- ◆ PCH: Intel® NM10
- ◆ Memory
 - Intel® Atom™ N2600 dual-core processor 1.6 GHz/512 x 2 L2 cache (system max. 2GB)
 - Intel® Atom™ D2550 dual-core processor 1.86 GHz/512 x 2 L2 cache (system max. 4GB)
 - Supports 1.35V DDR3L
- ◆ BIOS: UEFI BIOS
- ◆ Graphics Engine
 - Intel® GMA 3650 Graphics core 640 MHz for D2550
 - Support for DX9, Blu Ray 2.0
 - MPEG2, h.264, VC-1, 1080p decode
- ◆ Display Output
 - VGA integrated in Intel® N2600/D2550 (signal to baseboard)
 - 1 x CRT
 - 1 x 18/24-bit single-channel LVDS (N2600: 18-bit ; D2550: 24-bit)
- ◆ Embedded Controller: iWDD (ITE)
- ◆ Ethernet
 - Realtek RTL8111E-VL-CG GbE controller
 - Co-layer RTL8111E-VB-GR
- ◆ USB: 8 x USB 2.0 signal to baseboard
- ◆ SATA: 2 x SATA 3Gb/s signal to baseboard
- ◆ Audio
 - High Definition Audio interface interface to baseboard
- ◆ GPIO: Yes, to baseboard
- ◆ SMBus: Yes, to baseboard
- ◆ I2C: Yes, to baseboard
- ◆ LPC: Yes, to baseboard
- ◆ SPI: Yes, to baseboard
- ◆ Serial port: 2 serial ports to baseboard
- ◆ Expansion: 3 x PCIe x1 signal to baseboard
- ◆ PCI: Yes, to baseboard
- ◆ Watchdog Timer
 - Software programmable support 1~255 sec. system reset (by EC)
- ◆ Power Consumption
 - +12V@0.45A, Vcore _12V@1.0A
 - ◆ Operating Temperature: -10°C ~ 60°C
 - ◆ Storage Temperature: -20°C ~ 70°C
 - ◆ Operating Humidity: 5% ~ 95%, non-condensing
 - ◆ Dimensions : 95 mm x 95 mm
 - ◆ Weight: GW: 600g / NW: 200g

Dimensions (mm)



Packing List

1 x ICE-CV-N26002 Single Board Computer	1 x Heatspreader
1 x Heatsink	1 x Utility CD
1 x One Key Recovery CD	1 x QIG (Quick Installation Guide)

Ordering Information

Part No.	Description
ICE-CV-D25502-R10	COM Express Rev 2.0 Basic/Compact Type 2 Module, Intel® Atom™ D2550 Processor, VGA/LVDS, PCI, GbE, SATAIII, USB and Audio, RoHS
ICE-CV-N26002-R10	COM Express Rev 2.0 Basic/Compact Type 2 Module Intel® Atom™ N2600 Processor, VGA/LVDS, PCI, GbE, SATAIII, USB and Audio, RoHS
ICE-CV-N28002-R10	COM Express Rev 2.0 Basic/Compact Type 2 Module Intel® Atom™ N2800 Processor, VGA/LVDS, PCI, GbE, SATAIII, USB and Audio, RoHS (by project support, MOQ 100pcs / lot)
ICE-DB-9S-R10	Baseboard for COM Express Type 2 modules