

RPC-6022G

12.1" TFT LCD 5U 14-slot Rack Mount Workstation




Features

1. 12.1" TFT LCD with OSD and membrane keypads
2. Flexible drive combination
3. Lockable front door
4. Two USB ports on the front panel
5. PICMG 1.3 backplane and redundant power supply support
6. Advanced air-flow design

Backplane & Power Supply Options

Backplane Model No.	SBC Type	PCI	ISA	PCIe			PSU Connector
				X1	X4	X16	
PCI-13SD-RS-R40	PICMG 1.0	3+4	3+3	0	0	0	AT/ATX
PCI-14S2-RS-R40	PICMG 1.0	4	8	0	0	0	AT/ATX
PCI-14S3-RS-R40	PICMG 1.0	4	9	0	0	0	AT/ATX
PX-14S3-RS-R41	PICMG 1.0	12	2	0	0	0	AT/ATX
PC-14S5-RS-R41	PICMG 1.0	7	6	0	0	0	AT/ATX
BP-14S-RS-R40	ISA	0	14	0	0	0	AT
PXAGP-13S3-RS-R30	PIAGP	11	0	0	0	0	AT/ATX
PE-13SD-R40	PICMG 1.3	2/2	0	0/4	1/0	1/1	ATX
PXE-13S-R42	PICMG 1.3	8	0	3	0	1	ATX

Power Supply Options		
Type	Model No.	Watt
AT	ACE-935AL-RS	300W
	ACE-T140A-RS	400W
ATX	ACE-A130B-R10	300W
	ACE-A140A-R10	400W
	ACE-A140A-S-R10	400W
ATX Redundant	ACE-R4130AP-RS	300W



Specifications

Construction	Heavy Duty Metal	Color	White
SBC Form Factor	RPC-6022G – Full-size slot CPU card RPC-6022GBATX – ATX or microATX	Weight (Net / Gross)	15 kg / 18 kg
Drive Bays	1 x 5.25" + 1 x front-accessible 3.5" + 1 x HDD	Dimensions	470 mm x 431 mm x 220 mm
Cooling Fans	2 x 12 cm	Touch Screen	5-wire resistive type
I/O Openings	2 x USB, 2 x COM, 1 x PS/2	LCD Spec.	
Expansion Slots	14 slots for RPC-6022G 7 slots for RPC-6022GATX	Size	12.1"
Indicators	Power LED	Resolution	1024 x 768 (XGA)
Buttons	Power switch system reset	Brightness	500 cd/m ²
Operating Shock	10G acceleration peak to peak (11ms)	Contrast	700:1
Operating Vibration	5~17Hz 0.1" double amplitude displacement 17~640 Hz 1.5G acceleration peak to peak	Viewing Angle	160° / 160°
Operating Temperature	0°C~ 50°C	Backlight MTBF	50000 (LED Backlight) hrs
Operating Humidity	5% ~ 95% @ 60° C, non-condensing	LCD Color	262k

1

IEI Mobile Solutions

2

Automation Panel Solutions

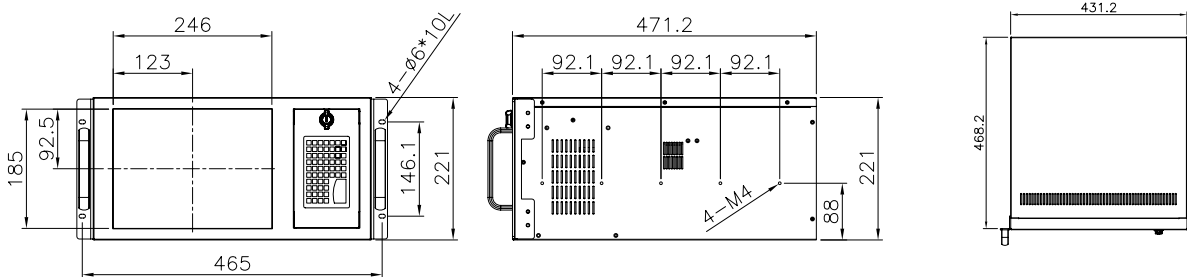
3

PACsmate Medical Solutions

4

Optional Peripherals

RPC-6022G Dimensions (Unit: mm)



■ RPC-6022G Rear view



RPC-6022G

Works with backplane 14 expansion slots

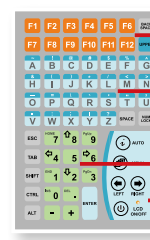


RPC-6022GATX

Works with ATX motherboard 7 expansion slots

■ Waterproof OSD and membrane keypads

IEI RPC series has a complete set of waterproof OSD and membrane keypads on the front panel, which simplify system configuration.



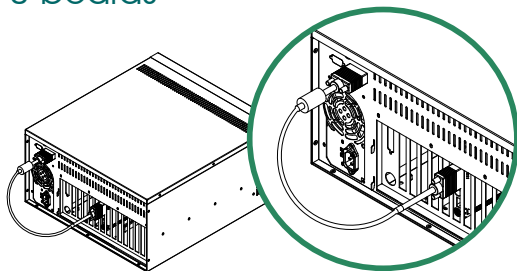
Function keys

Alphabet keys

Number keys


OSD Function keys

■ Analog VGA interface supports all CPU boards



■ Advanced air-flow design

Thermal condition is the most important issue of new generation IPCs. IEI's "Single way" design provides you higher system performance and flexibility for the environment.



■ Flexible drive combination


IEI RPC series provides versatile drive combination for all kinds of usage. Users can easily integrate any size of media drive for their needs.



or



or



Ordering Information

ACE-A131B (ATX)

RPC-6022GXW/A130B/R-R10

5U Rack mount chassis, with 12.1" 500cd/m² XGA LCD w/ACEA130B-R10, RoHS and Touch Screen, RoHS

RPC-6022GXWA/A130B/R-R10

5U Rack mount chassis for ATX mother board, with 12.1" 500cd/m² XGA LCD w/ACE-A130B--R10, w/12.1" Touch Screen, RoHS

ACE-R4130AP (Redundant)

RPC-6022GXWR/R4130AP/R-R10

5U Rack mount chassis, with 12.1" 500cd/m² XGA LCD ,ACE-R4130AP Redundant Power Supply and Touch Screen, RoHS

RPC-6022GXWAR/R4130AP/R-R10

5U Rack mount chassis for ATX mother board, with 12.1" 500cd/m² XGA LCD, ACE-R4130AP-RS and Touch Screen, RoHS

1

IEIMobile Solutions

2

Automation Panel Solutions

3

PACSmate Medical Solutions

4

Optional Peripherals