



TPD-280

TPD-280U



TPD-283

Introduction

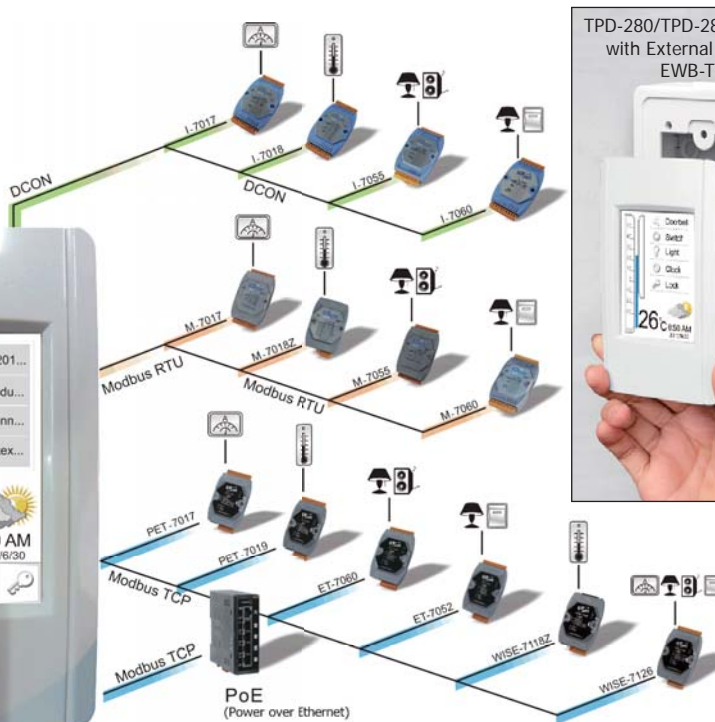
TPD-280/TPD-280U/TPD-283, is a series of tiny touch HMI and designed for building and home automation. TPD-280/TPD-280U/TPD-283 is equipped with high resolution TFT color touch screen and fits in with regular electrical wall-mount outlet. Besides, it is seamlessly integrated with rich I/O modules and presents beautiful, flexible and user-defined picture frame. In short, it is the best choice to upgrade the mechanical switch to intelligent control pads.

For PLC users, HMIWorks provides Ladder Designer, and for IT users, C language environment is provided. Especially, it only takes no more than 30 minutes to learn how to create an application program of TPD-series devices when using Ladder Designer. Moreover, we provide redundant solutions in our PoE version, TPD-283, of TPD-series HMI devices. With all the features provided, TPD-series touch HMI Devices must be the most cost effective HMI Device ever been in the market.

Applications

Features

- Excellent C/P ratio (cost/performance)
- High-resolution color touch screen
- PoE (Power over Ethernet)
- RS-485 (including Self-Tuner)
- RTC (Real Time Clock)
- WYSIWYG (What You See Is What You Get) GUI design
- Free HMIWorks development tool
- Supports the popular C programming language
- Supports Ladder Designer
- Modbus TCP protocol enables remote control of I/O modules and integration with SCADA software
- ESD Protection: 4 kV
- Operating temperature: -20 ~ 70°C



TPD-280/TPD-280U/TPD-283 with External Wall Box EWB-T28

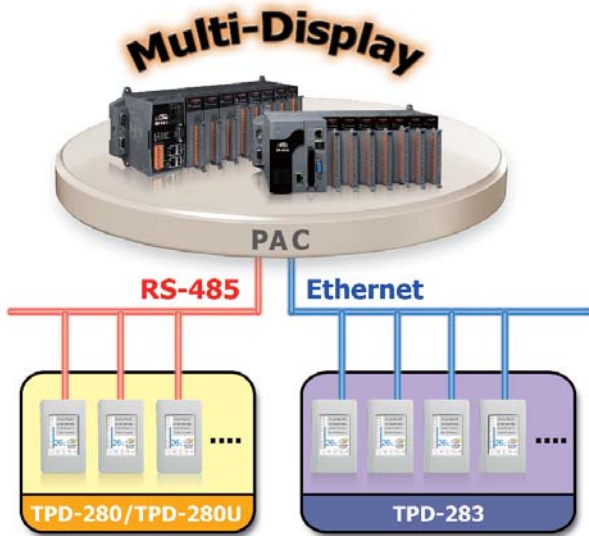


TPD-280/TPD-280U/TPD-283 with Outlet Box OB120

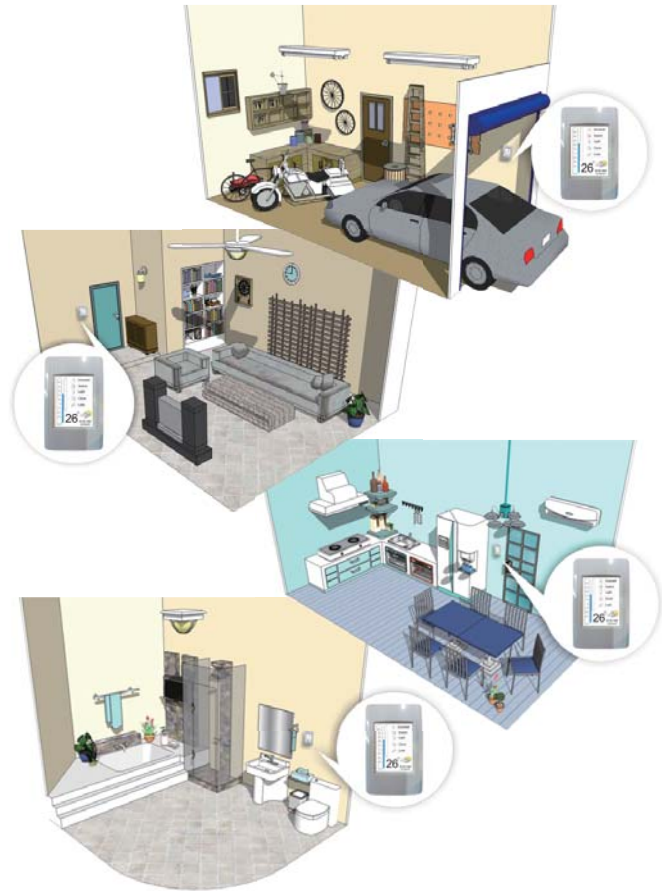


Applications

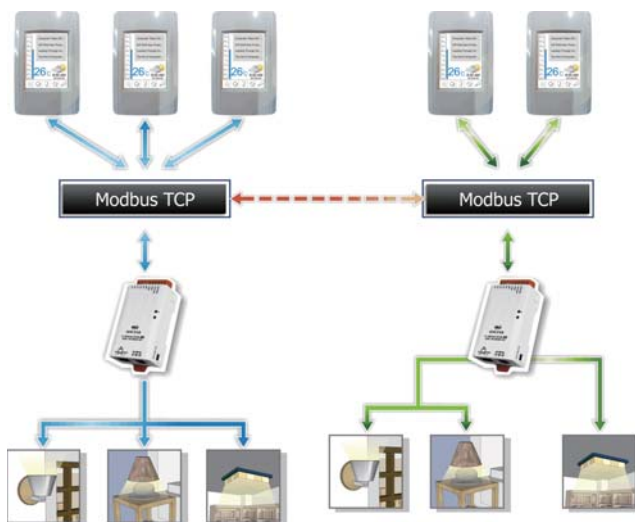
Multi-Display



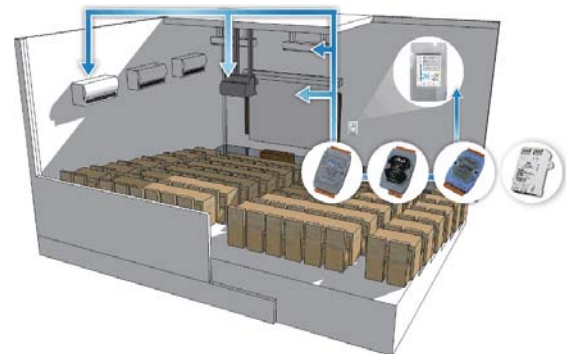
TouchPAD Anywhere



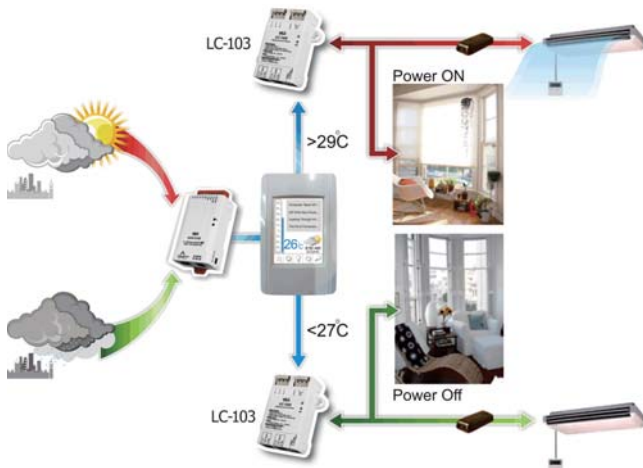
Single-way, Two-way, Multi-way Switches Example



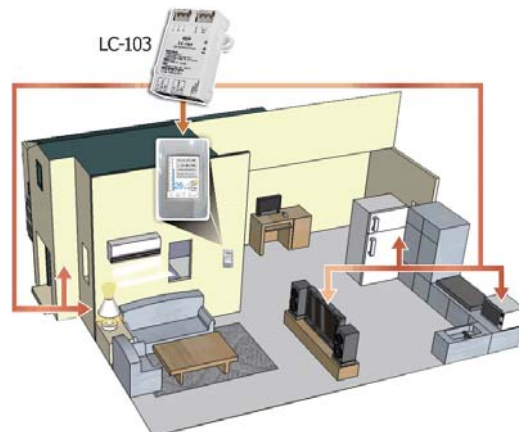
Classroom Automation Example



Temperature Control Example



Intelligent Building Example



1

Touch HMI Devices

2

TPD Series

TPD-280/TPD-280U/TPD-283

Specifications

1

Touch HMI Devices

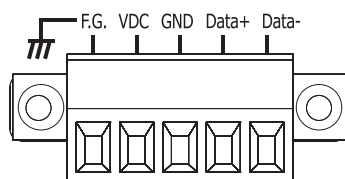
Models	TPD-280		TPD-280U	TPD-283
CPU Module				
CPU	32-bit RISC CPU			
Memory Expansion	-	16 MB SDRAM / 8 MB Flash		-
Real Time Clock (RTC)	-	Yes		-
Buzzer	Yes			
Rotary Switch (0~9)	Yes			
Communication Interface				
Ethernet	-			RJ-45 x 1, 10/100 Base-TX
Serial Port	RS-485 (including Self-Tuner)			-
USB 1.1 Client	-	Firmware updates only		-
MMI (Main Machine Interface)				
LCD	2.8" TFT (Resolution 240 x 320 x 16), defective pixels <= 3			
Backlight Life	20,000 hours			
Brightness	160 cd/m2			
Touch Panel	Yes			
Reset Button	Yes			
Electrical				
Power Input Range	+10 ~ 30 V _{DC}			Power over Ethernet (PoE)
Power Consumption	1.2 W (50 mA @ 24 V _{DC})			IEEE 802.3af, Class 1
Mechanical				
Dimensions (W x L x H)	76 mm x 119 mm x 31 mm			
Installation	Wall Mount			
Environmental				
Operating Temperature	-20 ~ +70 °C			
Storage Temperature	-30 ~ +80 °C			
Ambient Relative Humidity	10 ~ 90% RH, non-condensing			

2

TPD Series


Pin Assignments

TPD-280/TPD-280U




Appearance


TPD-280/TPD-280U/TPD-283 Front View




TPD-280 Rear View



TPD-280U Rear View



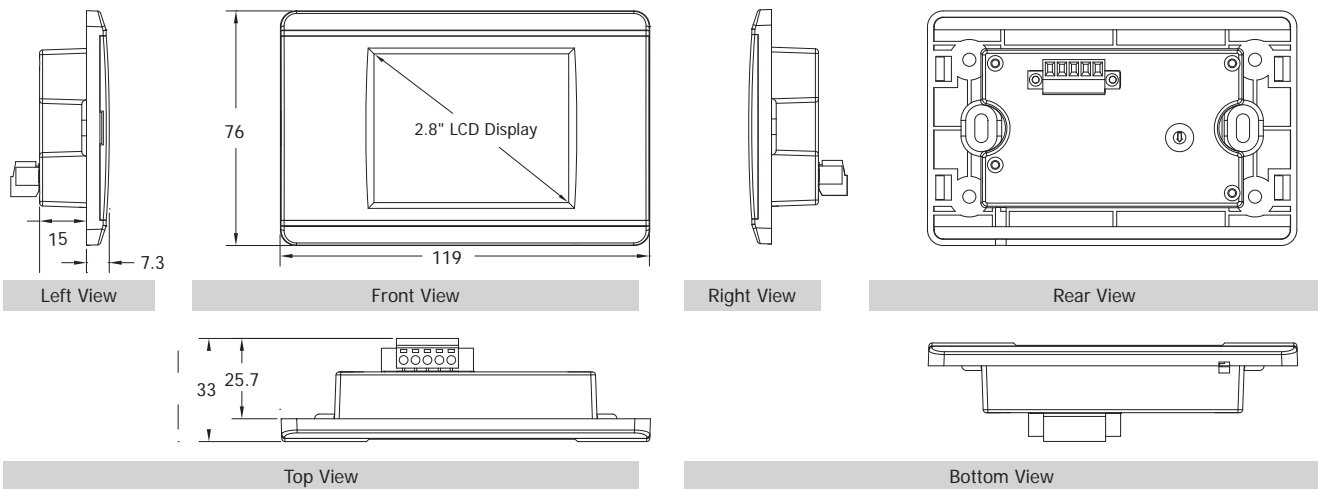
TPD-283 Rear View



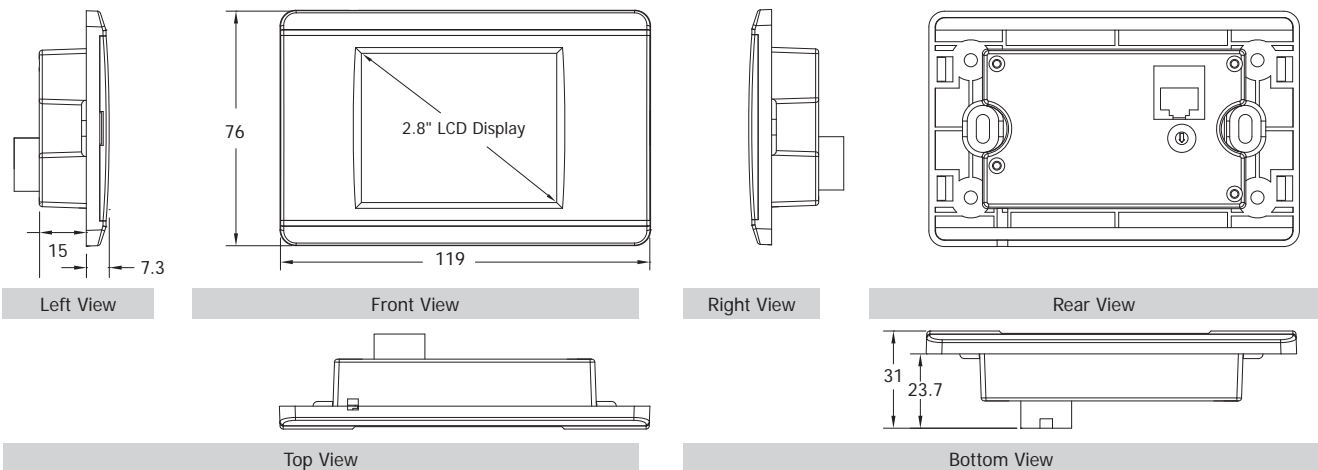
TPD-280/TPD-280U/TPD-283

Dimensions (Units: mm)

TPD-280/TPD-280U







TPD-283







Ordering Information

TPD-280 CR	2.8" Touch HMI device with RS-485 (RoHS)
TPD-280U CR	2.8" Touch HMI device with RS-485, USB, RTC (RoHS)
TPD-283 CR	2.8" Touch HMI device with Ethernet (PoE) (RoHS)
TPD-280U/S1 CR	2.8" Touch HMI device with RS-485, USB, RTC (RoHS) Includes Software CD x 1, 1C016 x 1, CA-USB10 x 1

Accessories

 CA-USB10	USB to 5P Mini-USB, 28AWG, 1.5 m
 1C016	2.4 mm Screw driver
 NS-208PSE CR	Unmanaged Industrial PoE (Power over Ethernet) Ethernet Switch (RoHS)
 MDR-60-24 CR	24 V _{DC} /2.5 A, 60 W Power Supply with DIN-Rail Mounting (RoHS)

 DIN-KA52F CR	24 V _{DC} /1.04 A, 25 W Power Supply with DIN-Rail Mounting (RoHS)
 EWB-T28	External Wall Box for TPD-280/TPD-280U/TPD-283 Devices
 OB120	Outlet Box for TPD-280/TPD-280U/TPD-283/TPD-430 Devices
 LC-103	Lighting Control Module with RS-485

1

Touch HMI Devices

2

TPD Series

TPD-280/TPD-280U/TPD-283