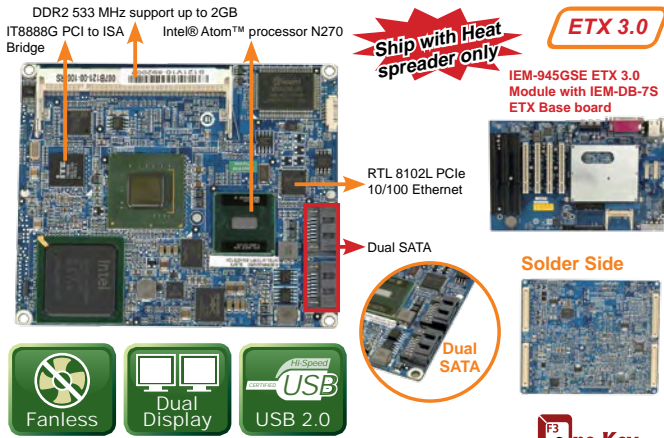


# IEM-945GSE

ETX 3.0 CPU Module with Intel® Atom™ processor, VGA/LVDS, LAN, SATA, USB and Audio



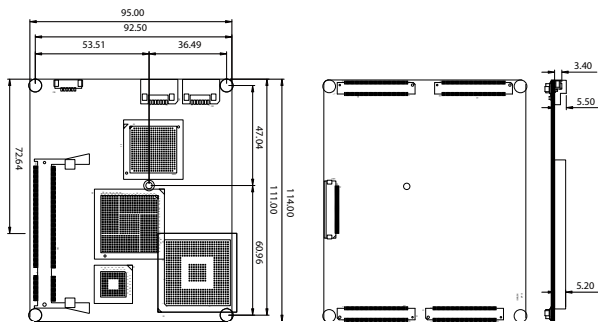
## Features

1. ETX 3.0 CPU module with on-board two SATA 1.5Gb/s ports
2. Support four PCI, one ISA slot for expansion
3. Support dual display for VGA + LVDS
4. Support four USB 2.0, two SATA, one IDE interface
5. IEI One Key Recovery solution allows you to create rapid OS backup and recovery

## Specifications

- ◆ CPU  
Intel® Atom™ processor N270 1.6 GHz with 533 MHz FSB
- ◆ System Chipset  
Intel® 945GSE + Intel® 82801GBM/ICH7M
- ◆ BIOS  
AMI
- ◆ System Memory  
One 200-pin 533/400MHz DDR2 SO-DIMM supported (system max. 2GB)
- ◆ Ethernet  
One 10/100Mbps Realtek RTL8102E Ethernet chipset (PCIe interface)
- ◆ Super I/O  
ITE IT8718
- ◆ I/O Interface  
4 x USB 2.0 (to baseboard)  
2 x SATA (on CPU module)  
1 x IDE (to baseboard)  
1 x LPT (to baseboard)  
2 x RS-232 (to baseboard)  
1 x PS2 KB/MS (to baseboard)
- ◆ Expansions  
4 x PCI, 32-bit 33MHz PCI bus to baseboard  
ISA supported by ITE IT8888G
- ◆ Display Interface  
VGA/TV-Out integrated in Intel® 945GSE (to baseboard)  
18-bit dual-channel LVDS signal (to baseboard)
- ◆ Watchdog Timer  
Software programmable supports 1~255 sec. system reset
- ◆ Power Supply  
AT/ATX supported
- ◆ Power Consumption  
5V@2.9A (Intel® Atom™ processor N270 with 1GB DDR2)
- ◆ Operating Temperature  
0°C ~ 60°C (IEM-945GSE-N270-R10)  
-40°C ~ 85°C (IEM-945GSE-N270W2-R10)  
-20°C ~ 70°C (IEM-945GSE-N270W-R10)
- ◆ Operating Humidity  
5% ~ 95%, non-condensing
- ◆ Dimensions  
95 mm x 114 mm
- ◆ Weight: GW  
600g/NW 250g

## Dimensions (mm)



## Packing List

1 x IEM-945GSE single board computer	1 x One Key Recovery CD
1 x Heatspreader	1 x Utility CD    1 x QIG

## Ordering Information


Part No.	Description
IEM-945GSE-N270-R10	ETX 3.0 module with Intel® Atom™ processor N270 1.6G, VGA/LVDS, LAN, USB, SATA and audio
IEM-945GSE-N270W2-R10	ETX 3.0 module with Intel® Atom™ processor N270 1.6G, VGA/LVDS, LAN, USB, SATA and audio, -40°C ~ 85°C
IEM-945GSE-N270W-R10	ETX 3.0 module with Intel® Atom™ processor N270 1.6G, VGA/LVDS, LAN, USB, SATA and audio, -20°C ~ 70°C
IEM-DB-7S-RS-R30	ATX size 7 slots ETX baseboard

# IEM-LX-R11

AMD Geode™ LX 800 Highly Integrated ETX Module

ETX CPU Module with on-board AMD Geode™ LX 800, USB 2.0, LAN & Audio

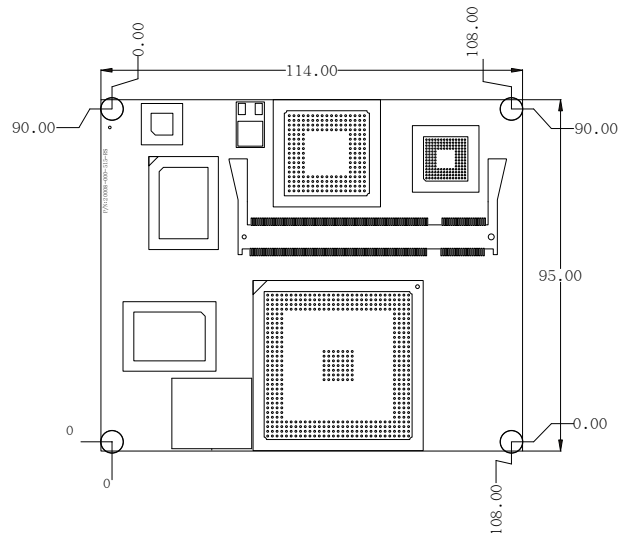
ETX 2.8



## Specifications

- ◆ CPU  
On-board AMD Geode™ LX 800 (500MHz) processor
- ◆ System Chipset  
AMD Geode™ LX 800 + AMD CS5536
- ◆ BIOS  
Award BIOS
- ◆ System Memory  
One 200-pin 400/333 MHz DDR SDRAM SO-DIMM Supported (system max. 1GB)
- ◆ Ethernet  
10/100Mbps RTL8100C Ethernet chipset
- ◆ I/O Interface  
4 x USB 2.0                    1 x LPT/FDD  
1 x IDE                         2 x RS-232  
1 x PS/2 KB/MS
- ◆ Expansions  
4 x PCI bus master  
ISA support by ITE IT8888G
- ◆ Audio  
Realtek ALIC203 AC'97 codec
- ◆ SSD  
CF Type II
- ◆ Super I/O  
Winbond W83627EHG
- ◆ Display Interface  
VGA integrated in AMD Geode™ LX 800 24-bit TTL (optional)  
18-bit single-channel LVDS
- ◆ Watchdog Timer  
Software programmable supports 1-255 sec. system reset
- ◆ Power Supply  
AT/ATX support
- ◆ Power Consumption  
5V@0.92A (AMD Geode™ LX 800 CPU with DDR 333MHz 256MB RAM)
- ◆ Operating Temperature  
0°C ~ 60°C (32°F~140°F)
- ◆ Operating Humidity  
5% ~ 95%, non-condensing
- ◆ Dimensions  
95 mm x 114 mm
- ◆ Weight  
GW: 650g/NW: 250g

## Dimensions (mm)



## Packing List

1 x IEM-LX single board computer	1 x One Key Recovery CD
1 x Screw kit	1 x Utility CD    1 x QIG

## Ordering Information

Part No.	Description
IEM-LX-800-R11	AMD Geode™ LX 800 500MHz processor, VGA/LVDS/TTL, LAN & Audio

1 Industrial Computing Solutions

2 Video Capture Solutions

3 Embedded Computing Solutions

4 Automation Control

5 ORing Network Communication

6 Power Supply/Peripherals

7 Panel Solutions Introduction