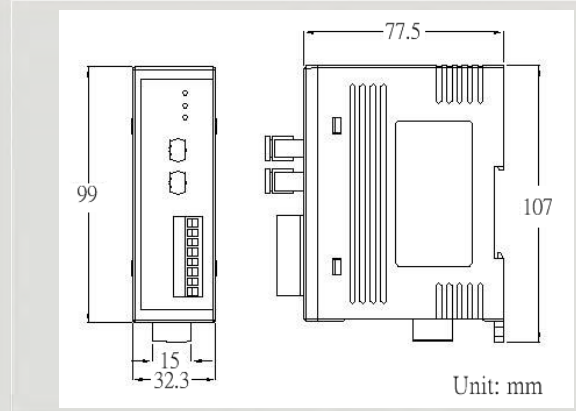




## CAN to Fiber Converter



I-2532



Dimensions

The I-2532 is a CAN to fiber optic converter that secures data transmission by using fiber optic transmission to provide immunity from EMI/RFI interference, which is designed to extend CAN bus signals onto fiber optic cables. It is used for CAN applications for transmitting a signal up to 1.4 km (4593 ft), and is the perfect solution for applications where transmission must be protected from electrical exposure, surges, lightning or chemical corrosion.

### Features

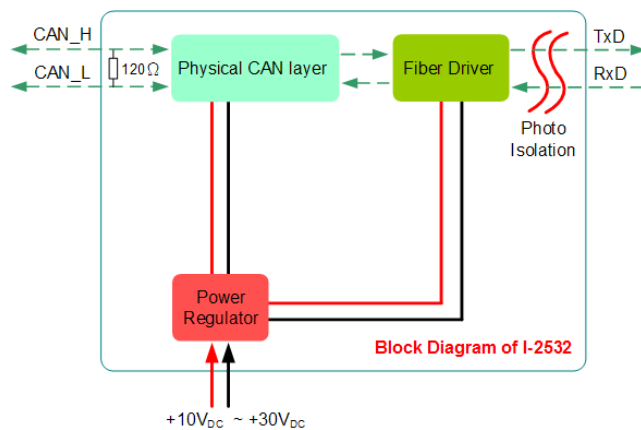
- Compatible with CAN specification 2.0A and 2.0B
- Fully compatible with the ISO 11898-2 standard
- Support baud up to 500 kbps
- Jumper for 120 Ω terminator resistor of CAN bus
- Fiber Port: ST (Multi-mode)
- Wave Length: 850 nm
- Detect baud rate automatically
- up to 100 nodes on CAN port
- Removable terminal block
- Mount easily on DIN-rail

### Pin Assignments



NO.	Pin name
TxD	FiberTxD
RxD	FiberRxD
1	N/A
2	N/A
3	N/A
4	N/A
5	N/A
6	CAN_L
7	CAN_H
8	CAN_GND

### Block Diagram




### Maximum Fiber Length

Baud rate [bps]	Maximum Fiber Length. [m]	
	Attenuation < 2.8 dB/km	Attenuation < 4 dB/km
500 k	50	50
250 k	200	200
125 k	450	400
50 k	950	400
10 k, 20 k	1400	400

## Hardware Specifications

CAN Interface	
Connector	8-pin screwed terminal block (CAN_GND, CAN_L, CAN_SHLD, N/A for others)
Baud Rate (bps)	10 k ~ 500 k
Transmission Distance (m)	Depend on baud rate
Terminator Resistor	Jumper for 120Ω terminator resistor
Specification	ISO-11898-2, CAN 2.0A and CAN 2.0B
Fiber Interface	
Connector	ST (Multi-mode)
Wave Length	850 nm
Fiber Cable	62.5 / 125 μm
Propagation Delay	125ns max (125ns delay shortens bus line length by ~ 25 m)
Transmission Distance (m)	Depend on baud rate of CAN bus
LED	
Round LED	PWR LED, TD LED, RD LED
Power	
Power supply	Unregulated +10 ~ +30 V <sub>DC</sub>
Protection	Power reverse polarity protection, Over-voltage brown-out protection
Power Consumption	0.5 W
Mechanism	
Installation	DIN-Rail
Dimensions	32.3mm x 77.5mm x 99.0mm (W x L x H)
Environment	
Operating Temp.	-25 ~ 75 °C
Storage Temp.	-40 ~ 80 °C
Humidity	5 ~ 95% RH, non-condensing

## Application



## Ordering Information

**I-2532 CR**

CAN to Fiber Converter (RoHS)