



# PR-1500G

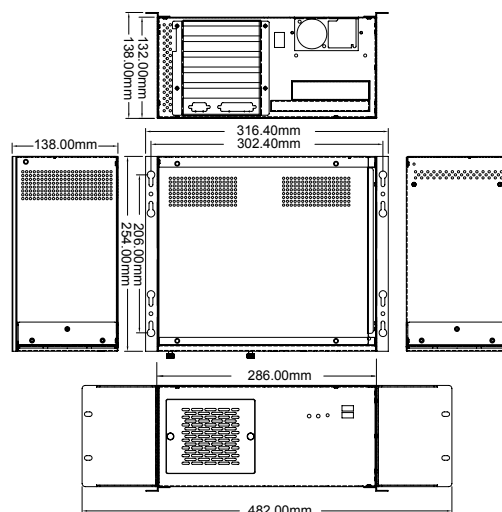
6-slot Half-size Compact Chassis



CD-ROM, FDD and HDD are not included in package.



## Dimensions



## Features

- ◆ RoHS compliant design
- ◆ 1 x front-accessible 3.5", 1 x 3.5" HDD and 1 x slim type CD-ROM drive capacity
- ◆ 2 x front-accessible USB ports
- ◆ 1 x 8cm cooling fan

## Specifications

◆ Construction	Heavy duty metal
◆ SBC Form Factor	Half-size, slot SBC
◆ Drive Bays	1 x 3.5" HDD 1 x front accessible 3.5" 1 x slim 5.25"
◆ Cooling Fans	1 x 8 cm
◆ I/O ports	2 x USB
◆ I/O openings	1 x LPT , 1 x COM
◆ Expansion Slots	5 slots
◆ Indicators	Power, HDD
◆ Buttons	Power switch, reset
◆ Operating Temperature	0°C~50°C
◆ Operation Humidity	10% ~ 90%
◆ Color	W: White
◆ Weight (Net/Gross)	3.6kg / 6.2kg
◆ Dimensions (DxWxH)	254mm x 286mm x 132mm

## Ordering Information

Part No.	Description
PR-1500GW/ACE-916AP	5-slot half-size chassis, white, with ACE-916AP-RS, RoHS
PR-1500GW/ACE-816AP	5-slot half-size chassis, white, with ACE-816AP-RS, RoHS
PR-1500GW/ACE-4525AP	5-slot half-size chassis, white, with ACE-4525AP-RS, RoHS

## Backplane Options

Model No.	SBC Type	PCI	ISA	PCIe			PSU Connector
				x1	x4	x16	
BP-5S-RS-R30	ISA	0	5	0	0	0	AT
IP-5S2-RS-R30	PCISA	4	0	0	0	0	AT
IP-5SA-RS-R30	PCISA	3	1	0	0	0	ATX
IP-5SA2-RS-R30	PCISA	4	1	0	0	0	ATX
HPE-5S1	PCI/PIC0e	4	0	0	0	0	ATX
HPE-5S2	PCI/PIC0e	3	0	0	1	0	ATX
HPE-5S3	PCI/PIC0e	2	0	2	0	0	ATX

## Power Supply Options

Type	Model No.	Watt
AT	ACE-916AP-RS	150W
ATX	ACE-816AP-RS	150W
	ACE-4518AP-RS	180W
	ACE-4525AP-RS	250W

PR-1500G can support single 1U height PSU. For more models of IEI PSU, please visit [www.ieiworld.com](http://www.ieiworld.com)