

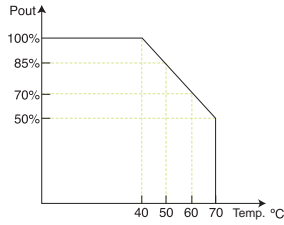
PS/2 DC Input ATX Type

ACE-828V/C/T

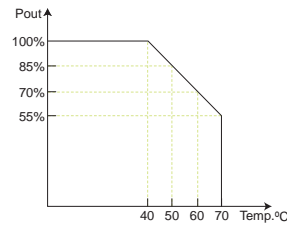
PS/2 12V/24V/48V DC Input ATX Type



ACE-828V



ACE-828C / ACE-828T



Product	ACE-828V	ACE-828C	ACE-828T
Input Type	9 ~ 16 VDC	18 ~ 32 VDC	40 ~ 72 VDC
Input Current	50 A (RMS)@12VDC	20 A (RMS)@24VDC	10 A (RMS)@-48VDC
Inrush Current	-	5A Max for 24VDC	5A Max for -48VDC
Output Voltage	+3.3 V	8 A	8 A
	+5 V	25 A (2 A min)	25 A (2 A min)
	+12 V	8 A (0.1 min)	7 A (0.1 min)
	-5 V	0.5 A	0.5 A
	-12 V	1 A	1 A
	+5 Vsb	0.72 A	0.72 A
Ripple & Noise	+5 V, +3.3 V output are less than 50mV +12 V, -5 V, -12 V, +5 Vsb output are less than 100mV		
Overvoltage Protection	+5 V: 5.7 V ~ 7.0 V		
Short Circuit Protection	Yes		
Overload Protection	Yes		
Efficiency	65%		
Temperature	-20°C ~ 70°C (Operating), -40°C ~ 75°C (Storage)		
MTBF (hrs)	97,000	120,000	110,000
Power Good Signal	Turn on delay time 100 ms to 500 ms		
Output Connector	ACE-828V: 1 x 20-pin ATX, 1 x 4-pin 12V CPU, 3 x HDD/CDROM, 2 x FDD, 1 x Extra +5V (P10) ACE-828C/T: 1 x 20-pin ATX, 5 x HDD/CDROM, 2 x FDD		

1

Industrial Computing Solutions

Ordering Information

Part No.	Description
ACE-828V-RS	250 W 12V DC input PS/2 Type ATX Power Supply
ACE-828C-RS	250 W 24V DC input PS/2 Type ATX Power Supply
ACE-828T-RS	250 W 48V DC input PS/2 Type ATX Power Supply

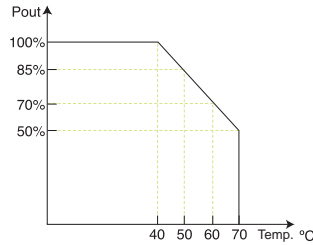
2

Video Capture Solutions

PS/2 DC Input AT Type

ACE-932T

PS/2 -48V DC Input AT Type



Input Type	-40 ~ -70 VDC					
Output Voltage	+3.3 V	+5 V	+12 V	-5 V	-12 V	+5 Vsb
		33 A (1A min)	8 A	0.5 A	3 A	
Efficiency	70%					
Temperature	-20°C ~ 70°C (Operating), -40°C ~ 75°C (Storage)					
MTBF (hrs)	140,000					
Output Connector	1 x P8+P9, 1 x Extra +5V (P10), 4 x HDD/CDROM, 2 x FDD					

3

Embedded Computing Solutions

Ordering Information

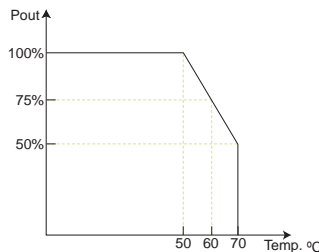
Part No.	Description
ACE-932T-RS	300W -48 V DC input PS/2 Type AT Power Supply

4

Automation Control

ACE-925C

PS/2 24 V DC DC Input AT Type



Input Type	19 ~ 30VDC					
Output Voltage	+3.3 V	+5 V	+12 V	-5 V	-12 V	+5 Vsb
		25 A (4 A min)	6 A	1 A	2 A	
Efficiency	65%					
Temperature	0°C ~ 50°C (Operating), -40°C ~ 75°C (Storage)					
MTBF (hrs)	200,000					
Output Connector	1 x P8+P9, 3 x HDD/CDROM, 2 x FDD					

6

Power Supply/ Peripherals

Ordering Information

Part No.	Description
ACE-925C-RS	220 W 24 V DC input PS/2 Type AT Power Supply

7

Panel Solutions Introduction